







**National Student/Parent Mock Election
Wisconsin State/Jurisdiction Ballot Results**

Question: Make your choice for President of the United States. (Vote for one)	
	<u>Percentage of vote</u>
a) Barack Obama (D) 	80.29%
b) John McCain (R) 	16.56%
f) Ralph Nader (ind.) 	1.14%
e) Cynthia McKinney (G) 	0.8%
d) Bob Barr (L)	0.38%



c) Chuck Baldwin (Constitution Party)



0.35%

Question: Make your choice for House of Representatives. (Vote according to your district)

	Percentage of vote
District 1 - c) Paul Ryan (R) (i)	55.9%
District 1 - a) Marge Krupp (D)	24.62%
District 1 - b) John Mogk (D)	13.47%
District 1 - d) Joseph Kexel (L)	5.99%
District 2	
District 2 - a) Tammy Baldwin (D) (i)	83.09%
District 2 - b) Peter Theron (R)	16.9%
District 3	
District 3 - a) Ron Kind (D) (i)	62.3%
District 3 - b) Paul Stark (R)	28.87%
District 3 - c) Kevin Barrett (L)	8.81%
District 4	
District 4 - a) Gwen Moore (D) (i)	82.71%
District 4 - b) Michael LaForest (ind.)	17.28%
District 5	
District 5 - a) F. James Sensenbrenner (R) (i)	74.69%
District 5 - b) Robert Raymond (ind.)	25.3%
District 6	
District 6 - b) Thomas Petri (R) (i)	66.94%

District 6 - a) Roger Kittelson (D)	33.05%
District 7 - a) David Obey (D) (i)	71.73%
District 7 - b) Daniel Mielke (R)	28.26%
District 8 - a) Steve Kagen (D) (i)	51.9%
District 8 - b) John Gard (R)	48.09%





Question: If you are a student, what grade are you in?	
	<u>Percentage of vote</u>
8th	15.05%
6th	13.37%
4th	7.39%
5th	7.25%
9th	6.75%
10th	6.54%
12th	5.65%
11th	5.17%
2nd	4.69%
3rd	4.64%
1st	4.23%
No response	2.19%






Question: In your opinion, how important is it for the government to focus on the following issues in the next four years?		
Item	Response	%
The cost and quality of health care	Very Important	51.8
	Absolutely Critical	31.18
	Somewhat Important	12.72
	Not Sure	2.85
	Not Important	1.42
The economy	Absolutely Critical	52.27
	Very Important	34.78
	Somewhat Important	7.9

	Not Sure	4.17
	Not Important	0.85
The educational system	Very Important	43.66
	Absolutely Critical	32.55
	Somewhat Important	16.97
	Not Important	3.6
	Not Sure	3.19
Global climate change and the environment	Absolutely Critical	38.0
	Very Important	33.22
	Somewhat Important	19.63
	Not Important	5.58
	Not Sure	3.54
The high cost of energy	Very Important	41.57
	Absolutely Critical	35.67
	Somewhat Important	17.07
	Not Sure	3.26
	Not Important	2.4
National security	Very Important	40.51
	Absolutely Critical	33.44
	Somewhat Important	19.66
	Not Sure	3.89
	Not Important	2.47
The war in Afghanistan	Very Important	34.61
	Absolutely Critical	30.81
	Somewhat Important	21.01
	Not Important	7.77
	Not Sure	5.77
The war in Iraq	Absolutely Critical	41.45
	Very Important	32.6
	Somewhat Important	14.56
	Not Important	7.42
	Not Sure	3.95
<p>Question: The government is limited to how much money it can raise through taxes. In your opinion, which <u>one</u> of these issues would government spending help the most?</p>		
	Percentage of vote	

The economy	28.2%
The cost and quality of health care	20.43%
Global climate change and the environment	12.31%
The war in Iraq	11.74%
The educational system	10.53%
The high cost of energy	9.21%
National security	4.65%

Question: If miracles could happen, which one of the following Presidents would you want to lead the nation?

	Percentage of vote
c) Abraham Lincoln 	34.64%
a) George Washington 	19.29%
h) John F. Kennedy 	13.11%
d) Teddy Roosevelt 	8.64%
j) Bill Clinton	8.27%

	
i) Ronald Reagan 	7.23%
e) Franklin Roosevelt 	4.17%
b) Thomas Jefferson 	2.99%
f) Harry S. Truman 	0.57%