



**National Student/Parent Mock Election  
Washington State/Jurisdiction Ballot Results**

<b>Question: Make your choice for President of the United States. (Vote for one)</b>	
	<u>Percentage of vote</u>
a) Barack Obama / Joe Biden, Democratic Party Nominees	62.84%
b) John McCain / Sarah Palin, Republican Party Nominees	31.72%
c) Ralph Nader / Matt Gonzalez, Independent Candidates	1.67%
h) Cynthia McKinney / Rosa Clemente, Green Party Nominees	0.77%
f) Bob Barr / Wayne A. Root, Libertarian Party Nominees	0.55%
g) Chuck Baldwin / Darrell L. Castle, Constitution Party Nominees	0.48%
d) Gloria La Riva / Eugene Puryear, Socialism & Liberation Party Nominees	0.42%
e) James E. Harris / Alyson Kennedy, Socialist Workers Party Nominees	0.36%

<b>Question: Make your choice for House of Representatives. (Vote according to your district)</b>	
	<u>Percentage of vote</u>
<b>District 1 - a)</b> Jay Inslee (Prefers Democratic Party)	79.36%
<b>District 1 - b)</b> Larry Ishmael (Prefers G.O.P. Party)	20.63%
<b>District 2 - a)</b> Rick Larsen (Prefers Democratic Party)	61.89%
<b>District 2 - b)</b> Rick Bart (Prefers Republican Party)	38.1%
<b>District 3 - a)</b> Brian Baird (Prefers Democratic Party)	67.39%
<b>District 3 - b)</b> Michael Delavar (Prefers Republican Party)	32.6%
<b>District 4 - a)</b> Doc Hastings (Prefers Republican Party)	62.15%
<b>District 4 - b)</b> George Fearing (Prefers Democratic Party)	37.84%

<b>District 5 - a) Cathy McMorris Rogers (Prefers Republican Party)</b>	58.48%
<b>District 5 - b) Mark Mays (Prefers Democratic Party)</b>	41.51%
<b>District 6 - a) Norm Dicks (Prefers Democratic Party)</b>	75.58%
<b>District 6 - b) Doug Cloud (Prefers Republican Party)</b>	24.41%
<b>District 7 - a) Jim McDermott (Prefers Democratic Party)</b>	76.05%
<b>District 7 - b) Steve Beren (Prefers Republican Party)</b>	23.94%
<b>District 8 - a) Dave Reichert (Prefers Republican Party)</b>	50.27%
<b>District 8 - b) Darcy Burner (Prefers Democratic Party)</b>	49.72%
<b>District 9 - a) Adam Smith (Prefers Democratic Party)</b>	60.28%
<b>District 9 - b) James Postma (Prefers Republican Party)</b>	39.71%

<b>Question: Make your choice for Governor (Vote for one)</b>	
	<u>Percentage of vote</u>
a) Christine Gregoire (Prefers Democratic Party)	50.11%
b) Dino Rossi (Prefers G.O.P. Party)	49.88%

<b>Question: If you are a student, what grade are you in?</b>	
	<u>Percentage of vote</u>
8th	17.95%
6th	12.33%
10th	9.81%
12th	9.45%
11th	9.32%
9th	9.27%
5th	7.62%
4th	4.03%
No response	2.27%
3rd	2.2%

2nd	1.02%
1st	0.65%



<b>Question: In your opinion, how important is it for the government to focus on the following issues in the next four years?</b>		
<b>Item</b>	<b>Response</b>	<b>%</b>
The cost and quality of health care	Very Important	47.35
	Absolutely Critical	35.69
	Somewhat Important	12.24
	Not Sure	3.0
	Not Important	1.69
The economy	Absolutely Critical	55.0
	Very Important	32.29
	Somewhat Important	8.05
	Not Sure	3.62
	Not Important	1.02
The educational system	Very Important	41.85
	Absolutely Critical	36.23
	Somewhat Important	15.49
	Not Important	3.61
	Not Sure	2.8
Global climate change and the environment	Absolutely Critical	40.24
	Very Important	30.69
	Somewhat Important	18.67
	Not Important	6.9
	Not Sure	3.48
The high cost of energy	Very Important	40.66
	Absolutely Critical	33.56
	Somewhat Important	18.91
	Not Sure	3.72
	Not Important	3.13
National security	Very Important	40.01
	Absolutely Critical	33.74
	Somewhat Important	18.83
	Not Sure	4.03
	Not Important	3.36








The war in Afghanistan	Very Important	33.18
	Absolutely Critical	32.29
	Somewhat Important	18.37
	Not Important	9.77
	Not Sure	6.37
The war in Iraq	Absolutely Critical	41.89
	Very Important	28.99
	Somewhat Important	14.1
	Not Important	10.17
	Not Sure	4.83

**Question: The government is limited to how much money it can raise through taxes. In your opinion, which one of these issues would government spending help the most?**

	Percentage of vote
The economy	31.42%
The cost and quality of health care	21.09%
Global climate change and the environment	14.41%
The war in Iraq	10.59%
The educational system	10.27%
The high cost of energy	6.95%
National security	3.71%

**Question: If miracles could happen, which one of the following Presidents would you want to lead the nation?**

	Percentage of vote
c) Abraham Lincoln 	32.53%
a) George Washington 	20.27%

h) John F. Kennedy 	14.16%
j) Bill Clinton 	9.25%
d) Teddy Roosevelt 	7.0%
i) Ronald Reagan 	6.66%
e) Franklin Roosevelt 	5.4%
b) Thomas Jefferson 	3.1%
f) Harry S. Truman 	0.61%

