







**National Student/Parent Mock Election
Virginia State/Jurisdiction Ballot Results**

Question: Make your choice for President of the United States. (Vote for one)	
	<u>Percentage of vote</u>
a) Barack Obama (D) 	62.87%
b) John McCain (R) 	32.82%
f) Ralph Nader (ind.) 	1.19%
e) Cynthia McKinney (G) 	0.71%
d) Bob Barr (L)	0.6%



c) Chuck Baldwin (Constitution Party)



0.55%

Question: Make your choice for Senator. (Vote for one)

	<u>Percentage of vote</u>
a) Mark Warner (D)	57.48%
b) Jim Gilmore (R)	29.47%
c) Glenda Parker (Independent Green)	9.34%
d) William Redpath (L)	3.7%

Question: Make your choice for House of Representatives. (Vote according to your district)

	<u>Percentage of vote</u>
District 1 - a) Robert Wittman (R) (i)	76.57%
District 1 - b) Nathan Larson (L)	23.42%
District 2 - a) Glenn Nye (D)	57.26%
District 2 - b) Thelma Drake (R) (i)	42.73%
District 3 - a) Bobby Scott (D) (i)	100.0%
District 4 - a) Andrea Miller (D)	53.12%
District 4 - b) Randy Forbes (R) (i)	46.87%

District 5 - a) Tom Perriello (D)	42.21%
District 5 - c) Virgil Goode (R) (i)	38.7%
District 5 - b) Steve Warner (G)	19.08%
District 6 - b) Bob Goodlatte (R) (i)	55.56%
District 6 - a) Sam Rasoul (D)	34.87%
District 6 - c) Janice Allen (ind.)	9.55%
District 7 - b) Eric Cantor (R) (i)	52.47%
District 7 - a) Anita Hartke (D)	47.52%
District 8 - a) James Moran (D) (i)	53.01%
District 8 - b) Mark Ellmore (R)	30.82%
District 8 - c) J. Ron Fisher (Independent Green)	16.15%
District 9 - a) Rick Boucher (D) (i)	100.0%
District 10 - b) Frank Wolf (R) (i)	56.67%
District 10 - a) Judy Feder (D)	35.75%
District 10 - c) Neeraj Nigam (ind.)	7.57%
District 11 - a) Gerry Connolly (D)	51.39%
District 11 - b) Keith Fimian (R)	36.6%
District 11 - c) Joseph Oddo (Independent Green)	12.0%

Question: If you are a student, what grade are you in?	
	<u>Percentage of vote</u>
6th	14.71%
8th	13.63%
5th	9.31%
4th	8.89%
3rd	7.87%
12th	5.92%

2nd	5.27%
11th	4.6%
1st	4.36%
10th	4.14%
9th	4.11%
No response	2.86%


Question: In your opinion, how important is it for the government to focus on the following issues in the next four years?		
Item	Response	%
The cost and quality of health care	Very Important	49.34
	Absolutely Critical	34.42
	Somewhat Important	12.01
	Not Sure	2.81
	Not Important	1.4
The economy	Absolutely Critical	58.33
	Very Important	32.31
	Somewhat Important	5.76
	Not Sure	2.82
	Not Important	0.75
The educational system	Very Important	42.9
	Absolutely Critical	34.25
	Somewhat Important	16.55
	Not Important	3.66
	Not Sure	2.63
Global climate change and the environment	Absolutely Critical	41.39
	Very Important	32.36
	Somewhat Important	17.89
	Not Important	5.02
	Not Sure	3.32
The high cost of energy	Very Important	40.54
	Absolutely Critical	38.93
	Somewhat Important	14.62
	Not Sure	3.45
	Not Important	2.43
National security	Very Important	39.43








	Absolutely Critical	38.6
	Somewhat Important	15.85
	Not Sure	3.51
	Not Important	2.59
The war in Afghanistan	Absolutely Critical	34.26
	Very Important	32.23
	Somewhat Important	18.06
	Not Important	8.69
	Not Sure	6.74
The war in Iraq	Absolutely Critical	44.1
	Very Important	29.21
	Somewhat Important	13.22
	Not Important	8.59
	Not Sure	4.86


Question: The government is limited to how much money it can raise through taxes. In your opinion, which one of these issues would government spending help the most?

	Percentage of vote
The economy	34.42%
The cost and quality of health care	19.08%
Global climate change and the environment	12.95%
The war in Iraq	10.87%
The educational system	9.16%
The high cost of energy	7.38%
National security	4.42%

Question: If miracles could happen, which one of the following Presidents would you want to lead the nation?

	Percentage of vote
a) George Washington 	26.81%

c) Abraham Lincoln 	23.65%
j) Bill Clinton 	11.09%
h) John F. Kennedy 	10.75%
i) Ronald Reagan 	8.19%
e) Franklin Roosevelt 	7.18%
d) Teddy Roosevelt 	5.64%
b) Thomas Jefferson 	5.28%

f) Harry S. Truman 	0.52%
---	-------