







**National Student/Parent Mock Election
Texas State/Jurisdiction Ballot Results**

Question: Make your choice for President of the United States. (Vote for one)	
	<u>Percentage of vote</u>
a) Barack Obama (D) 	78.64%
b) John McCain (R) 	19.91%
d) Bob Barr (L) 	0.86%
f) Ralph Nader (ind.) 	0.31%
e) Cynthia McKinney (G)	0.08%



c) Chuck Baldwin (Constitution Party)



0.07%

Question: Make your choice for Senator. (Vote for one)

	<u>Percentage of vote</u>
a) Rick Noriega (D)	36.34%
b) John Cornyn (R)	34.2%
f) Michael Powell (ind.)	7.27%
d) Robert Davis (ind.)	6.15%
h) Yvonne Schick (L)	6.09%
c) Robert Bolt (ind.)	4.02%
e) Robert Devine (ind.)	2.36%

Question: Make your choice for House of Representatives. (Vote according to your district)

	<u>Percentage of vote</u>
District 1 - a) Louie Gohmert (R)	69.27%
District 1 - b) Roger Owen (ind.)	30.72%
District 2 - a) Ted Poe (R)	69.06%
District 2 - b) Craig Wolfe (L)	30.93%
District 3 - b) Sam Johnson (R)	50.61%

District 3 - a) Tom Daley (D)	39.26%
District 3 - c) Christopher Claytor (L)	10.11%
District 4 - b) Ralph Hall (R)	61.11%
District 4 - a) Glenn Melancon (D)	23.53%
District 4 - d) David McCurrach (ind.)	10.12%
District 4 - c) Fred Annett (L)	5.21%
District 5 - c) Michael Dougan (ind.)	35.81%
District 5 - a) Jeb Hensarling (R)	34.46%
District 5 - b) Ken Ashby (L)	29.71%
District 6 - b) Joe Barton (R)	47.48%
District 6 - a) Ludwig Otto (D)	36.11%
District 6 - c) Max Koch III (L)	16.4%
District 7 - a) Michael Skelly (D)	48.16%
District 7 - b) John Culberson (R)	31.65%
District 7 - d) Drew Parks (L)	10.58%
District 7 - c) John Flatten (ind.)	9.59%
District 8 - b) Kevin Brady (R)	58.5%
District 8 - a) Kent Hargett (D)	23.26%
District 8 - c) Brian Stevens (L)	18.23%
District 9 - a) Al Green (D)	72.59%
District 9 - b) Amanda Ulman (ind.)	20.02%
District 9 - c) Brad Walters (L)	7.37%
District 10 - b) Michael McCaul (R)	51.1%
District 10 - a) Larry Joe Doherty (D)	34.69%
District 10 - c) Matt Finkel (L)	9.58%
District 10 - d) Daniel Kuehn Sr. (ind.)	4.61%
District 11 - a) Mike Conaway (R)	65.91%
District 11 - b) John Strohm (ind.)	34.08%

District 12 - a) Tracey Smith (D)	44.4%
District 12 - b) Kay Granger (R)	34.81%
District 12 - c) Christopher Dobson (ind.)	8.43%
District 12 - d) Jeff Long (ind.)	6.65%
District 12 - e) Shiloh Shambaugh (L)	5.69%
District 13 - b) William Thornberry (R)	59.8%
District 13 - a) Roger Waun (D)	40.19%
District 14 - a) Ron Paul (R)	68.25%
District 14 - b) James Harvey Jr. (ind.)	22.51%
District 14 - c) Gregory Roof (ind.)	9.23%
District 15 - a) Ruben Hinojosa (D)	47.36%
District 15 - b) Eddie Zamora (R)	42.09%
District 15 - c) Gricha Raether (L)	10.54%
District 16 - a) Silvestre Reyes (D)	47.33%
District 16 - c) Benjamin Mendoza (ind.)	32.37%
District 16 - b) Mette Baker (L)	10.65%
District 16 - d) Jerome Telghman (ind.)	9.63%
District 17 - a) Chet Edwards (D)	56.7%
District 17 - b) Rob Curnock (R)	21.8%
District 17 - c) Gardner Osborne (L)	11.46%
District 17 - d) Dennis Yokie (ind.)	10.03%
District 18 - a) Sheila Jackson Lee (D)	59.96%
District 18 - c) Mike Taylor (L)	19.67%
District 18 - b) John Faulk (R)	12.82%
District 18 - d) Steven Warshell (ind.)	7.53%
District 19 - b) Randy Neugebauer (R)	61.16%
District 19 - a) Dwight Fullingim (D)	24.74%
District 19 - c) Richard Peterson (L)	14.08%








District 20 - a) Charles Gonzalez (D)	57.29%
District 20 - b) Robert Litoff (R)	25.92%
District 20 - c) Mike Idrogo (L)	16.78%
District 21 - a) Lamar Smith (R)	42.38%
District 21 - b) Jennifer Gale (ind.)	31.75%
District 21 - d) James Strohm (L)	13.25%
District 21 - c) Robert Hostetler (ind.)	12.6%
District 22 - a) Nicholas Lampson (D)	34.8%
District 22 - b) Pete Olson (R)	32.8%
District 22 - c) Ronald Barkley (ind.)	19.23%
District 22 - d) John Wieder (L)	13.15%
District 23 - a) Ciro Rodriguez (D)	51.89%
District 23 - b) Lyle Larson (R)	29.17%
District 23 - c) Lani Connolly (L)	18.93%
District 24 - a) Tom Love (D)	53.24%
District 24 - b) Kenny Marchant (R)	34.95%
District 24 - c) David Casey (L)	11.8%
District 25 - a) Lloyd Doggett (D)	40.3%
District 25 - b) George Morovich (R)	38.43%
District 25 - c) Hugh Moore Jr. (ind.)	12.55%
District 25 - d) Jim Stutsman (L)	8.7%
District 26 - b) Michael Burgess (R)	54.68%
District 26 - a) Ken Leach (D)	22.6%
District 26 - d) Stephanie Weiss (L)	14.0%
District 26 - c) Donald Tracey (ind.)	8.69%
District 27 - a) Solomon Ortiz (D)	49.88%
District 27 - c) Robert Powell (L)	29.53%
District 27 - b) Willie Vaden (R)	20.58%

District 28 - b) Jim Fish (R)	42.49%
District 28 - a) Henry Cuellar (D)	31.5%
District 28 - c) Ross Lynn Leone (L)	26.0%
District 29 - a) Gene Green (D)	41.87%
District 29 - b) Eric Story (R)	35.71%
District 29 - c) Joel Grace (L)	22.41%
District 30 - a) Eddie Bernice Johnson (D)	45.76%
District 30 - b) Fred Wood (R)	33.05%
District 30 - c) Jarrett Woods (L)	21.18%
District 31 - b) John Carter (R)	55.45%
District 31 - a) Brian Ruiz (D)	27.11%
District 31 - c) Barry Cooper (L)	17.43%
District 32 - c) Alex Bischoff (L)	46.39%
District 32 - a) Eric Roberson (D)	31.16%
District 32 - b) Pete Sessions (R)	22.43%

Question: If you are a student, what grade are you in?	
	<u>Percentage of vote</u>
5th	13.17%
6th	11.3%
4th	11.28%
3rd	10.58%
8th	10.34%
2nd	7.51%
1st	6.04%
No response	4.71%
12th	4.23%
9th	4.14%
10th	4.11%

11th	3.62%
------	-------

Question: In your opinion, how important is it for the government to focus on the following issues in the next four years?		
Item	Response	%
The cost and quality of health care	Very Important	48.22
	Absolutely Critical	36.02
	Somewhat Important	10.29
	Not Sure	4.14
	Not Important	1.31
The economy	Absolutely Critical	49.15
	Very Important	35.37
	Somewhat Important	8.53
	Not Sure	5.59
The educational system	Not Important	1.33
	Very Important	41.53
	Absolutely Critical	36.82
	Somewhat Important	13.72
	Not Sure	4.08
Global climate change and the environment	Not Important	3.82
	Absolutely Critical	38.25
	Very Important	33.99
	Somewhat Important	17.94
	Not Sure	4.98
The high cost of energy	Not Important	4.81
	Very Important	39.7
	Absolutely Critical	36.2
	Somewhat Important	15.96
	Not Sure	4.86
National security	Not Important	3.25
	Absolutely Critical	39.53
	Very Important	38.11
	Somewhat Important	14.68
	Not Sure	4.64
The war in Afghanistan	Not Important	3.02
	Absolutely Critical	34.04

h) John F. Kennedy 	11.74%
j) Bill Clinton 	9.27%
i) Ronald Reagan 	6.78%
d) Teddy Roosevelt 	4.63%
b) Thomas Jefferson 	3.95%
e) Franklin Roosevelt 	2.79%
f) Harry S. Truman 	0.59%

