







**National Student/Parent Mock Election
Tennessee State/Jurisdiction Ballot Results**

Question: Make your choice for President of the United States. (Vote for one)	
	<u>Percentage of vote</u>
a) Barack Obama (D) 	56.35%
b) John McCain (R) 	39.07%
f) Ralph Nader (ind.) 	1.61%
e) Cynthia McKinney (G) 	0.86%
d) Bob Barr (L)	0.54%



c) Chuck Baldwin (Constitution Party)



0.51%

Question: Make your choice for Senator. (Vote for one)

	<u>Percentage of vote</u>
b) Lamar Alexander (R) (i)	46.47%
a) Bob Tuke (D)	25.76%
c) Edward Buck (ind.)	6.99%
d) Christopher Fenner (ind.)	5.2%
h) Chris Logo (ind.)	4.64%
e) David Gatchell (ind.)	3.98%
f) Ed Lawhorn (ind.)	2.31%

Question: Make your choice for House of Representatives. (Vote according to your district)

	<u>Percentage of vote</u>
District 1 - b) Phil Roe (R),	45.99%
District 1 - a) Rob Russell (D)	32.14%
District 1 - d) T.K. Owens (ind.)	8.92%
District 1 - c) Joel Goodman (ind.)	7.25%
District 1 - e) James Reeves (ind.)	5.68%
District 2 - b) John Duncan Jr. (R) (i)	63.7%

District 2 - a) Robert Scott (D)	36.29%
District 3 - b) Zach Wamp (R) (i)	46.65%
District 3 - a) Doug Vandagriff (D)	26.98%
District 3 - d) Jean Howard-Hill (ind.)	15.06%
District 3 - c) Ed Choate (ind.)	11.29%
District 4 - a) Lincoln Davis (D) (i)	54.67%
District 4 - b) Monty Lankford (R)	21.22%
District 4 - c) James Gray (ind.)	14.26%
District 4 - d) Kevin Ragsdale (ind.)	9.83%
District 5 - a) Jim Cooper (D) (i)	55.81%
District 5 - b) Gerard Donovan (R)	32.25%
District 5 - c) Jonathan Jackson (ind.)	7.77%
District 5 - d) John Maglietta (ind.)	4.16%
District 6 - a) Bart Gordon (D) (i)	63.44%
District 6 - b) Chris Baker (ind.)	36.55%
District 7 - b) Marsha Blackburn (R) (i)	63.64%
District 7 - a) Randy Morris (D)	36.35%
District 8 - a) John Tanner (D) (i)	100.0%
District 9 - a) Stephen Cohen (D) (i)	36.33%
District 9 - c) Jake Ford (ind.)	26.67%
District 9 - d) Mary Wright (ind.)	21.19%
District 9 - b) Dewey Clark (ind.)	15.79%

Question: If you are a student, what grade are you in?	
	<u>Percentage of vote</u>
8th	12.66%
6th	11.34%

4th	10.87%
5th	10.66%
3rd	7.6%
9th	5.93%
2nd	5.78%
11th	5.62%
12th	5.54%
1st	4.71%
10th	4.2%
No response	3.73%

Question: In your opinion, how important is it for the government to focus on the following issues in the next four years?		
Item	Response	%
The cost and quality of health care	Very Important	49.74
	Absolutely Critical	34.05
	Somewhat Important	11.68
	Not Sure	3.39
	Not Important	1.11
The economy	Absolutely Critical	55.61
	Very Important	33.08
	Somewhat Important	6.84
	Not Sure	3.55
	Not Important	0.9
The educational system	Very Important	43.37
	Absolutely Critical	33.65
	Somewhat Important	16.28
	Not Important	3.62
	Not Sure	3.05
Global climate change and the environment	Absolutely Critical	33.79
	Very Important	33.03
	Somewhat Important	22.4
	Not Important	6.95
	Not Sure	3.81
The high cost of energy	Very Important	40.68
	Absolutely Critical	35.53








	Somewhat Important	17.02
	Not Sure	3.84
	Not Important	2.91
National security	Absolutely Critical	40.46
	Very Important	38.69
	Somewhat Important	14.51
	Not Sure	4.02
	Not Important	2.29
The war in Afghanistan	Absolutely Critical	35.7
	Very Important	33.88
	Somewhat Important	16.82
	Not Important	7.14
	Not Sure	6.43
The war in Iraq	Absolutely Critical	43.62
	Very Important	32.39
	Somewhat Important	12.32
	Not Important	6.9
	Not Sure	4.75



Question: The government is limited to how much money it can raise through taxes. In your opinion, which one of these issues would government spending help the most?

	Percentage of vote
The economy	34.89%
The cost and quality of health care	21.19%
The educational system	10.79%
The war in Iraq	9.79%
Global climate change and the environment	9.01%
The high cost of energy	7.28%
National security	5.06%

Question: If miracles could happen, which one of the following Presidents would you want to lead the nation?

	Percentage of vote

c) Abraham Lincoln 	31.45%
a) George Washington 	23.08%
j) Bill Clinton 	13.14%
h) John F. Kennedy 	9.86%
i) Ronald Reagan 	8.7%
d) Teddy Roosevelt 	5.54%
e) Franklin Roosevelt 	3.76%

b) Thomas Jefferson 	3.33%
f) Harry S. Truman 	0.43%