







**National Student/Parent Mock Election  
Oregon State/Jurisdiction Ballot Results**

<b>Question: Make your choice for President of the United States. (Vote for one)</b>	
	<u>Percentage of vote</u>
a) Barack Obama (D) 	66.85%
b) John McCain (R) 	28.46%
f) Ralph Nader (ind.) 	2.49%
e) Cynthia McKinney (G) 	0.82%
d) Bob Barr (L)	0.67%



c) Chuck Baldwin (Constitution Party)



0.49%

**Question: Make your choice for Senator. (Vote for one)**

	<u>Percentage of vote</u>
a) Jeff Merkley (D)	51.48%
b) Gordon Smith (R) (i)	40.7%
c) David Brownlow (Constitution Party)	7.8%

**Question: Make your choice for House of Representatives. (Vote according to your district)**

	<u>Percentage of vote</u>
<b>District 1 - a) David Wu (D) (i)</b>	77.02%
<b>District 1 - b) Joel Haugen (R)</b>	13.92%
<b>District 1 - c) Scott Semrau (Constitution Party)</b>	9.05%
<b>District 2 - b) Greg Walden (R) (i)</b>	53.09%
<b>District 2 - a) Noah Lemas (D)</b>	30.39%
<b>District 2 - d) Tristin Mock (Green)</b>	9.57%
<b>District 2 - c) Richard Hake (Constitution Party)</b>	6.93%
<b>District 3 - a) Earl Blumenauer (D) (i)</b>	57.27%
<b>District 3 - b) Delia Lopez (R)</b>	32.38%

<b>District 3 - c) Michael Marsh (Constitution Party)</b>	10.33%
<b>District 4 - a) Peter DeFazio (D) (i)</b>	83.22%
<b>District 4 - b) Jaynee Germond (Constitution Party)</b>	16.77%
<b>District 5 - a) Kurt Schrader (D)</b>	48.83%
<b>District 5 - b) Mike Erickson (R)</b>	39.44%
<b>District 5 - c) Steve Milligan (L)</b>	7.59%
<b>District 5 - d) Douglas Patterson (Constitution Party)</b>	4.12%

<b>Question: If you are a student, what grade are you in?</b>	
	<u>Percentage of vote</u>
8th	30.84%
6th	15.05%
12th	8.25%
5th	4.56%
11th	3.77%
9th	2.97%
10th	2.42%
No response	2.16%
3rd	2.0%
2nd	1.92%
4th	1.26%
1st	1.23%

<b>Question: In your opinion, how important is it for the government to focus on the following issues in the next four years?</b>		
<b>Item</b>	<b>Response</b>	<b>%</b>
The cost and quality of health care	Very Important	53.28
	Absolutely Critical	25.88
	Somewhat Important	16.85
	Not Important	2.1
	Not Sure	1.86
The economy	Absolutely Critical	53.87





	Very Important	34.34
	Somewhat Important	8.11
	Not Sure	2.46
	Not Important	1.19
The educational system	Very Important	45.23
	Absolutely Critical	28.61
	Somewhat Important	18.88
	Not Important	5.2
	Not Sure	2.05
Global climate change and the environment	Absolutely Critical	34.34
	Very Important	30.77
	Somewhat Important	22.99
	Not Important	8.18
	Not Sure	3.69
The high cost of energy	Very Important	43.27
	Absolutely Critical	30.56
	Somewhat Important	19.27
	Not Sure	3.64
	Not Important	3.23
National security	Very Important	40.89
	Absolutely Critical	28.56
	Somewhat Important	23.46
	Not Important	3.81
	Not Sure	3.25
The war in Afghanistan	Very Important	33.65
	Absolutely Critical	31.32
	Somewhat Important	19.75
	Not Important	9.35
	Not Sure	5.9
The war in Iraq	Absolutely Critical	39.92
	Very Important	29.86
	Somewhat Important	15.86
	Not Important	9.22
	Not Sure	5.12






**Question: The government is limited to how much money it can raise through taxes. In**

**your opinion, which one of these issues would government spending help the most?**

	Percentage of vote
The economy	32.99%
The cost and quality of health care	19.06%
Global climate change and the environment	14.75%
The war in Iraq	9.81%
The educational system	8.92%
National security	6.34%
The high cost of energy	6.08%

**Question: If miracles could happen, which one of the following Presidents would you want to lead the nation?**

	Percentage of vote
c) Abraham Lincoln 	34.15%
a) George Washington 	19.15%
h) John F. Kennedy 	15.91%
d) Teddy Roosevelt 	7.69%

i) Ronald Reagan 	7.3%
j) Bill Clinton 	7.2%
e) Franklin Roosevelt 	4.12%
b) Thomas Jefferson 	3.47%
f) Harry S. Truman 	0.26%