







**National Student/Parent Mock Election  
Ohio State/Jurisdiction Ballot Results**

<b>Question: Make your choice for President of the United States. (Vote for one)</b>	
	<u>Percentage of vote</u>
a) Barack Obama (D) 	59.72%
b) John McCain (R) 	36.09%
f) Ralph Nader (ind.) 	1.54%
e) Cynthia McKinney (G) 	0.69%
c) Chuck Baldwin (Constitution Party)	0.43%



d) Bob Barr (L)



0.42%

**Question: Make your choice for House of Representatives. (Vote according to your district)**

	Percentage of vote
<b>District 1 - b) Steve Chabot (R)</b>	53.66%
<b>District 1 - a) Steve Driehaus (D)</b>	42.59%
<b>District 1 - c) Richard Stevenson (ind.)</b>	3.74%
<b>District 2</b>	
<b>District 2 - b) Jean Schmidt (R)</b>	47.63%
<b>District 2 - a) Victoria Wulsin (D)</b>	35.86%
<b>District 2 - c) James Condit Jr. (ind.)</b>	9.09%
<b>District 2 - d) David Krikorian (ind.)</b>	7.4%
<b>District 3</b>	
<b>District 3 - b) Michael Turner (R)</b>	64.82%
<b>District 3 - a) Jane Mitakides (D)</b>	35.17%
<b>District 4</b>	
<b>District 4 - b) Jim Jordan (R)</b>	60.21%
<b>District 4 - a) Mike Carroll (D)</b>	39.78%
<b>District 5</b>	
<b>District 5 - b) Robert Latta (R)</b>	52.06%
<b>District 5 - a) George Mays (D)</b>	47.93%
<b>District 6</b>	
<b>District 6 - a) Charlie Wilson (D)</b>	56.53%

<b>District 6 - b) Rich Stobbs (R)</b>	35.76%
<b>District 6 - c) Dennis Spisak (write-in)</b>	7.7%
<b>District 7 - b) Steven Austria (R)</b>	57.05%
<b>District 7 - a) Sharen Neuhardt (D)</b>	42.94%
<b>District 8 - b) John Boehner (R)</b>	56.97%
<b>District 8 - a) Nicholas von Stein (D)</b>	26.33%
<b>District 8 - c) Rich Stevenson (write-in)</b>	9.64%
<b>District 8 - d) Eric Wilson (write-in)</b>	7.05%
<b>District 9 - a) Marcy Kaptur (D)</b>	65.78%
<b>District 9 - b) Bradley Leavitt (R)</b>	34.21%
<b>District 10 - a) Dennis Kucinich (D)</b>	62.39%
<b>District 10 - b) James Trakas (R)</b>	24.79%
<b>District 10 - c) Paul Conroy (L)</b>	8.71%
<b>District 10 - d) Paul Visokaj (ind.)</b>	4.08%
<b>District 11 - a) Marcia Fudge (D)</b>	59.73%
<b>District 11 - c) Eric Johnson (Write-In)</b>	13.66%
<b>District 11 - b) Thomas Pekarek (R)</b>	10.76%
<b>District 11 - d) Robert Reed III (Write-In)</b>	10.24%
<b>District 11 - e) Craig Willis (Write-In)</b>	5.59%
<b>District 12 - b) Patrick Tiberi (R)</b>	44.52%
<b>District 12 - a) David Robinson (D)</b>	42.04%
<b>District 12 - c) Steven Linnabary (L)</b>	13.42%
<b>District 13 - a) Betty Sutton (D)</b>	48.36%
<b>District 13 - b) David Potter (R)</b>	44.31%
<b>District 13 - c) Robert Crow (Write-In)</b>	7.32%
<b>District 14 - a) William O'Neill (D)</b>	45.6%
<b>District 14 - b) Steven LaTourette (R)</b>	44.76%
<b>District 14 - c) David Macko (L)</b>	9.62%

<b>District 15 - a) Mary Jo Kilroy (D)</b>	39.48%
<b>District 15 - b) Steve Stivers (D)</b>	38.74%
<b>District 15 - c) Travis Casper (Write-In)</b>	9.22%
<b>District 15 - d) Don Eckhart (ind.)</b>	6.27%
<b>District 15 - e) Mark Noble (L)</b>	6.27%
<b>District 16 - a) John Boccieri (D)</b>	55.49%
<b>District 16 - b) Kirk Schuring (R)</b>	44.5%
<b>District 17 - a) Tim Ryan (D)</b>	71.86%
<b>District 17 - b) Duane Grassell (R)</b>	28.13%
<b>District 18 - a) Zack Space (D)</b>	69.81%
<b>District 18 - b) Fred Dailey (R)</b>	30.18%

<b>Question: If you are a student, what grade are you in?</b>	
	<u>Percentage of vote</u>
8th	14.94%
3rd	9.59%
6th	9.53%
5th	9.3%
4th	7.26%
11th	6.91%
10th	6.84%
12th	6.65%
9th	6.01%
2nd	5.75%
1st	2.76%
No response	1.26%

<b>Question: In your opinion, how important is it for the government to focus on the following issues in the next four years?</b>		
<b>Item</b>	<b>Response</b>	<b>%</b>




The cost and quality of health care	Very Important	49.85
	Absolutely Critical	34.8
	Somewhat Important	11.17
	Not Sure	3.04
	Not Important	1.11
The economy	Absolutely Critical	56.71
	Very Important	32.21
	Somewhat Important	6.87
	Not Sure	3.38
	Not Important	0.8
The educational system	Very Important	43.18
	Absolutely Critical	34.16
	Somewhat Important	16.1
	Not Important	3.68
	Not Sure	2.86
Global climate change and the environment	Absolutely Critical	36.26
	Very Important	33.08
	Somewhat Important	20.82
	Not Important	6.0
	Not Sure	3.81
The high cost of energy	Very Important	40.97
	Absolutely Critical	36.08
	Somewhat Important	16.38
	Not Sure	3.68
	Not Important	2.86
National security	Very Important	39.55
	Absolutely Critical	37.34
	Somewhat Important	16.68
	Not Sure	3.74
	Not Important	2.66
The war in Afghanistan	Very Important	33.96
	Absolutely Critical	32.73
	Somewhat Important	18.46
	Not Important	8.32
	Not Sure	6.51
The war in Iraq	Absolutely Critical	43.38







Very Important	31.65
Somewhat Important	13.33
Not Important	7.3
Not Sure	4.32

**Question: The government is limited to how much money it can raise through taxes. In your opinion, which one of these issues would government spending help the most?**

	<u>Percentage of vote</u>
The economy	33.89%
The cost and quality of health care	21.97%
The war in Iraq	10.6%
Global climate change and the environment	9.9%
The educational system	9.6%
The high cost of energy	7.27%
National security	4.95%

**Question: If miracles could happen, which one of the following Presidents would you want to lead the nation?**

	<u>Percentage of vote</u>
c) Abraham Lincoln 	32.53%
a) George Washington 	20.54%
h) John F. Kennedy 	12.51%

j) Bill Clinton 	11.19%
i) Ronald Reagan 	7.97%
d) Teddy Roosevelt 	5.89%
e) Franklin Roosevelt 	4.62%
b) Thomas Jefferson 	3.34%
f) Harry S. Truman 	0.53%