







**National Student/Parent Mock Election  
North Carolina State/Jurisdiction Ballot Results**

<b>Question: Make your choice for President of the United States. (Vote for one)</b>	
	<u>Percentage of vote</u>
a) Barack Obama (D) 	59.64%
b) John McCain (R) 	37.35%
f) Ralph Nader (ind.) 	0.61%
d) Bob Barr (L) 	0.59%
e) Cynthia McKinney (G)	0.5%



c) Chuck Baldwin (Constitution Party)



0.48%

**Question: Make your choice for Senator. (Vote for one)**

	<u>Percentage of vote</u>
a) Kay Hagan (D)	46.24%
b) Elizabeth Dole (R) (i)	42.27%
c) Christopher Cole (L)	11.48%

**Question: Make your choice for House of Representatives. (Vote according to your district)**

	<u>Percentage of vote</u>
<b>District 1 - a) G.K. Butterfield (D) (i)</b>	67.7%
<b>District 1 - b) Dean Stephens (R)</b>	32.29%
<b>District 2</b>	
<b>District 2 - a) Bob Etheridge (D) (i)</b>	47.85%
<b>District 2 - b) Dan Mansell (R)</b>	32.01%
<b>District 2 - c) Will Adkins (L)</b>	20.13%
<b>District 3</b>	
<b>District 3 - b) Walter Jones (R) (i)</b>	69.92%
<b>District 3 - a) Craig Weber (D)</b>	30.07%
<b>District 4</b>	
<b>District 4 - a) David Price (D) (i)</b>	69.85%

<b>District 4 - b) B.J. Lawson (R)</b>	30.14%
<b>District 5 - b) Virginia Foxx (R) (i)</b>	60.33%
<b>District 5 - a) Roy Carter (D)</b>	39.66%
<b>District 6 - b) Howard Coble (R) (i)</b>	58.61%
<b>District 6 - a) Teresa Sue Bratton (D)</b>	41.38%
<b>District 7 - a) Mike McIntyre (D) (i)</b>	78.34%
<b>District 7 - b) Will Breazeale (R)</b>	21.65%
<b>District 8 - a) Larry Kissell (D)</b>	53.49%
<b>District 8 - b) Robin Hayes (R) (i)</b>	46.5%
<b>District 9 - b) Sue Myrick (R) (i)</b>	52.32%
<b>District 9 - a) Harry Taylor (D)</b>	34.97%
<b>District 9 - c) Andy Grum (L)</b>	12.69%
<b>District 10 - b) Patrick McHenry (R) (i)</b>	56.68%
<b>District 10 - a) Daniel Johnson (D)</b>	43.31%
<b>District 11 - a) Heath Shuler (D) (i)</b>	42.33%
<b>District 11 - b) Carl Mumpower (R)</b>	30.95%
<b>District 11 - c) Keith Smith (L)</b>	26.7%
<b>District 12 - b) Ty Cobb Jr. (R)</b>	58.41%
<b>District 12 - a) Melvin Watt (D) (i)</b>	41.58%
<b>District 13 - a) Brad Miller (D) (i)</b>	59.5%
<b>District 13 - b) Hugh Webster (R)</b>	40.49%

<b>Question: Make your choice for State Governor (Vote for one)</b>	
	<u>Percentage of vote</u>
a) Beverly Perdue (D)	46.48%

b) Pat McCrory (R)	42.5%
c) Michael Munger (L)	11.0%

<b>Question: If you are a student, what grade are you in?</b>	
	<u>Percentage of vote</u>
6th	13.97%
8th	13.53%
5th	12.26%
4th	9.55%
3rd	7.26%
2nd	5.63%
10th	5.45%
9th	5.4%
11th	4.14%
1st	3.46%
12th	3.43%
No response	2.29%






<b>Question: In your opinion, how important is it for the government to focus on the following issues in the next four years?</b>		
<b>Item</b>	<b>Response</b>	<b>%</b>
The cost and quality of health care	Very Important	50.98
	Absolutely Critical	34.95
	Somewhat Important	9.96
	Not Sure	3.13
	Not Important	0.95
The economy	Absolutely Critical	52.02
	Very Important	35.17
	Somewhat Important	7.29
	Not Sure	4.39
	Not Important	1.09
The educational system	Very Important	42.52
	Absolutely Critical	37.47
	Somewhat Important	13.21




	Not Sure	3.65
	Not Important	3.13
Global climate change and the environment	Absolutely Critical	40.22
	Very Important	34.04
	Somewhat Important	17.29
	Not Sure	4.32
	Not Important	4.11
The high cost of energy	Very Important	39.88
	Absolutely Critical	38.61
	Somewhat Important	14.83
	Not Sure	4.02
	Not Important	2.63
National security	Very Important	39.37
	Absolutely Critical	38.88
	Somewhat Important	15.05
	Not Sure	4.25
	Not Important	2.42
The war in Afghanistan	Absolutely Critical	38.62
	Very Important	32.33
	Somewhat Important	15.33
	Not Sure	7.07
	Not Important	6.63
The war in Iraq	Absolutely Critical	48.11
	Very Important	29.43
	Somewhat Important	10.9
	Not Important	5.94
	Not Sure	5.6

**Question: The government is limited to how much money it can raise through taxes. In your opinion, which one of these issues would government spending help the most?**

	Percentage of vote
The economy	29.1%
The cost and quality of health care	22.08%
The war in Iraq	11.68%
Global climate change and the environment	11.44%
The educational system	11.09%

The high cost of energy	8.35%
National security	4.02%

Question: If miracles could happen, which one of the following Presidents would you want to lead the nation?	
	Percentage of vote
c) Abraham Lincoln 	31.61%
a) George Washington 	25.01%
j) Bill Clinton 	11.85%
h) John F. Kennedy 	9.86%
i) Ronald Reagan 	8.44%
d) Teddy Roosevelt	5.2%

	
e) Franklin Roosevelt 	3.58%
b) Thomas Jefferson 	3.16%
f) Harry S. Truman 	0.59%