



**National Student/Parent Mock Election
New Jersey State/Jurisdiction Ballot Results**

Question: Make your choice for President of the United States. (Vote for one)	
	<u>Percentage of vote</u>
b) Barack Obama / Joe Biden, Democrat	67.81%
a) John McCain / Sarah Palin, Republican	29.46%
j) Ralph Nader / Matt Gonzalez, Independent	0.97%
h) Cynthia McKinney / Rosa Clemente, Green Party	0.26%
d) Bob Barr / Wayne A. Root, Libertarian Party	0.23%
c) Chuck Baldwin / Darrell Castle, Constitution Party	0.21%
e) Jeffrey "Jeff" Boss / Andrea Marie Psoras, Vote Here	0.18%
g) Gloria La Riva / Eugene Puryear, Socialism and Liberation	0.09%
f) Roger Calero / Alyson Kennedy, Socialist Workers Party	0.07%
i) Brian Moore / Stewart Alexander, Socialist Party USA	0.05%

Question: Make your choice for Senator. (Vote for one)	
	<u>Percentage of vote</u>
a) Frank Lautenberg (D) (i)	50.47%
b) Dick Zimmer (R)	29.12%
f) Sara Lobman (Socialist Workers Party)	6.36%
c) Jeffrey Boss (ind.)	4.88%
e) J.M. Carter (ind.)	4.35%
d) Daryl Brooks (ind.)	2.94%

Question: Make your choice for House of Representatives. (Vote according to your district)

	<u>Percentage of vote</u>
District 1 - a) Robert Andrews (D)	57.38%
District 1 - b) Dale Glading (R)	22.66%
District 1 - d) Alvin Lindsay (ind.)	6.69%
District 1 - c) Margaret Chapman (ind.)	6.08%
District 1 - f) Matthew Thieke (G)	4.06%
District 1 - e) Everitt Williams (ind.)	3.09%
District 2 - b) Frank LoBiondo (R) (i)	42.5%
District 2 - a) David Kurkowski (D)	26.99%
District 2 - d) Jason Grover (G)	9.98%
District 2 - c) Peter Boyce (Constitution Party)	7.81%
District 2 - e) Costantino Rozzo (Socialist Party)	7.75%
District 2 - f) Gary Stein (ind.)	4.93%
District 3 - a) John Adler (D)	56.3%
District 3 - b) Chris Myers (R)	43.69%
District 4 - b) Christopher Smith (R) (i)	51.4%
District 4 - a) Joshua Zeitz (D)	37.88%
District 4 - c) Steven Welzer (G)	10.7%
District 5 - b) Scott Garrett (R) (i)	48.45%
District 5 - a) Dennis Shulman (D)	41.62%
District 5 - c) Ed Fanning (G)	9.91%
District 6 - a) Frank Pallone Jr. (D) (i)	65.03%
District 6 - b) Robert McLeod (R)	24.57%
District 6 - c) Herb Tarbous (ind.)	10.39%
District 7 - a) Linda Stender (D)	39.71%
District 7 - b) Leonard Lance (R)	36.81%
District 7 - d) Dean Greco (ind.)	9.36%
District 7 - c) Thomas Abrams (ind.)	7.71%
District 7 - e) Michael Hsing (ind.)	6.38%

District 8 - a) Bill Pascrell Jr. (D) (i)	70.48%
District 8 - b) Roland Straten (R)	19.48%
District 8 - c) Derek DeMarco (L)	10.02%
District 9 - a) Steven Rothman (D) (i)	53.7%
District 9 - b) Vincent Micco (R)	30.29%
District 9 - c) Michael Perrone Jr. (ind.)	15.99%
District 10 - a) Donald Payne (D) (i)	79.89%
District 10 - b) Michael Taber (Socialist Workers Party)	20.1%
District 11 - b) Rodney Frelinghuysen (R) (i)	55.08%
District 11 - a) Tom Wyka (D)	37.58%
District 11 - c) Chandler Tedholm (ind.)	7.33%
District 12 - a) Rush Holt (D) (i)	54.28%
District 12 - b) Alan Bateman (R)	30.75%
District 12 - c) David Corsi (ind.)	14.95%
District 13 - a) Albio Sires (D) (i)	48.95%
District 13 - c) Julio Fernandez (ind.)	23.01%
District 13 - b) Joseph Turula (R)	20.28%
District 13 - d) Louis Vernotico (ind.)	7.74%

Question: If you are a student, what grade are you in?	
	<u>Percentage of vote</u>
8th	11.9%
6th	11.25%
5th	10.19%
4th	8.5%
9th	8.03%
10th	7.55%
11th	7.54%
3rd	6.36%

12th	5.97%
2nd	3.94%
1st	3.8%
No response	3.43%

Question: In your opinion, how important is it for the government to focus on the following issues in the next four years?


Item	Response	%
The cost and quality of health care	Very Important	48.77
	Absolutely Critical	36.29
	Somewhat Important	11.5
	Not Sure	2.14
	Not Important	1.28
The economy	Absolutely Critical	60.43
	Very Important	29.35
	Somewhat Important	6.37
	Not Sure	2.82
	Not Important	1.0
The educational system	Very Important	43.34
	Absolutely Critical	33.58
	Somewhat Important	17.08
	Not Important	3.52
	Not Sure	2.45
Global climate change and the environment	Absolutely Critical	44.18
	Very Important	33.0
	Somewhat Important	16.33
	Not Important	3.82
	Not Sure	2.65
The high cost of energy	Very Important	41.28
	Absolutely Critical	37.5
	Somewhat Important	15.68
	Not Sure	3.02
	Not Important	2.5
National security	Very Important	38.71
	Absolutely Critical	38.1
	Somewhat Important	17.08








	Not Sure	3.35
	Not Important	2.74
The war in Afghanistan	Absolutely Critical	34.89
	Very Important	32.76
	Somewhat Important	18.22
	Not Important	8.07
	Not Sure	6.03
The war in Iraq	Absolutely Critical	45.54
	Very Important	30.2
	Somewhat Important	12.69
	Not Important	7.52
	Not Sure	4.03


Question: The government is limited to how much money it can raise through taxes. In your opinion, which one of these issues would government spending help the most?

	Percentage of vote
The economy	36.59%
The cost and quality of health care	18.91%
Global climate change and the environment	13.5%
The war in Iraq	9.19%
The educational system	9.12%
The high cost of energy	6.4%
National security	4.52%

Question: If miracles could happen, which one of the following Presidents would you want to lead the nation?

	Percentage of vote
c) Abraham Lincoln 	25.28%
a) George Washington	21.04%

	
h) John F. Kennedy 	15.54%
j) Bill Clinton 	13.87%
d) Teddy Roosevelt 	7.08%
i) Ronald Reagan 	6.52%
e) Franklin Roosevelt 	5.56%
b) Thomas Jefferson 	3.47%

f) Harry S. Truman 	0.67%
---------------------------------------------------------------------------------------------------------	-------