







**National Student/Parent Mock Election
Michigan State/Jurisdiction Ballot Results**

Question: Make your choice for President of the United States. (Vote for one)	
	<u>Percentage of vote</u>
a) Barack Obama (D) 	49.65%
b) John McCain (R) 	47.04%
f) Ralph Nader (ind.) 	1.09%
d) Bob Barr (L) 	0.45%
e) Cynthia McKinney (G)	0.45%



c) Chuck Baldwin (Constitution Party)



0.41%

Question: Make your choice for Senator. (Vote for one)

	Percentage of vote
a) Carl Levin (D) (i)	68.44%
b) Jack Hoogendyk (R)	11.91%
c) Scotty Boman (L)	6.8%
d) Douglas Dern (Natural Law)	5.9%
e) Harley Mikkelson (G)	3.52%
f) Michael Nikitin (U.S. Taxpayers Party)	3.4%

Question: Make your choice for House of Representatives. (Vote according to your district)

	Percentage of vote
District 1 - a) Bart Stupak (D) (i)	59.61%
District 1 - b) Tom Casperson (R)	25.0%
District 1 - c) Daniel Grow (L)	6.05%
District 1 - e) Joshua Warren (U.S. Taxpayers Party)	5.29%
District 1 - d) Jean Treacy (G)	4.03%
District 2 - a) Fred Johnson (D)	37.77%
District 2 - b) Peter Hoekstra (R) (i)	34.37%

District 2 - d) Dan Johnson (L)	14.67%
District 2 - c) Ronald Graeser (U.S. Taxpayers Party)	13.17%
District 3 - a) Henry Sanchez (D)	49.64%
District 3 - b) Vernon Ehlers (R) (i)	39.36%
District 3 - c) Erwin Haas (L)	10.99%
District 4 - b) Dave Camp (R) (i)	59.82%
District 4 - a) Andrew Concannon (D)	25.92%
District 4 - c) John Emerick (U.S. Taxpayers Party)	8.34%
District 4 - d) Allitta Hren (L)	5.9%
District 5 - a) Dale Kildee (D) (i)	45.2%
District 5 - b) Matt Sawicki (R)	30.72%
District 5 - d) Leonard Schwartz (L)	14.48%
District 5 - c) Ken Mathenia (G)	9.58%
District 6 - b) Fred Upton (R) (i)	64.81%
District 6 - a) Don Cooney (D)	22.4%
District 6 - d) Edward Pinkney (G)	7.64%
District 6 - c) Greg Merle (L)	5.13%
District 7 - b) Tim Walberg (R) (i)	42.85%
District 7 - a) Mark Schauer (D)	38.99%
District 7 - c) Lynn Meadows (G)	12.74%
District 7 - d) Ken Proctor (L)	5.4%
District 8 - b) Michael Rogers (R) (i)	38.04%
District 8 - a) Bob Alexander (D)	32.41%
District 8 - c) Aaron Stuttman (G)	11.75%
District 8 - e) George Zimmer (U.S. Taxpayers Party)	9.09%
District 8 - d) Will Tyler White (L)	8.69%
District 9 - a) Gary Peters (D)	37.23%
District 9 - b) Joseph Knollenberg (R) (i)	36.83%
District 9 - d) Adam Goodman (L)	10.72%

District 9 - c) Douglas Campbell (G)	9.62%
District 9 - e) Jack Kevorkian (ind.)	5.58%
District 10 - b) Candice Miller (R) (i)	58.81%
District 10 - a) Robert Denison (D)	19.8%
District 10 - c) Candace Caveny (G)	11.28%
District 10 - d) Neil Stephenson (L)	10.09%
District 11 - a) Joseph Larkin (D)	39.04%
District 11 - d) John Tatar (L)	26.71%
District 11 - b) Thaddeus McCotter (R) (i)	19.86%
District 11 - c) Erik Shelley (G)	14.38%
District 12 - a) Sander Levin (D) (i)	52.5%
District 12 - b) Bert Cople (R)	16.43%
District 12 - c) William Opalicky (G)	13.22%
District 12 - e) John Vico (L)	11.62%
District 12 - d) Les Townsend (U.S. Taxpayers Party)	6.21%
District 13 - b) Edward Gubics (R)	98.71%
District 13 - a) Carolyn Kilpatrick (D) (i)	0.91%
District 13 - c) George Corsetti (G)	0.2%
District 13 - d) Gregory Creswell (L)	0.15%
District 14 - a) John Conyers Jr. (D) (i)	57.23%
District 14 - c) Clyde Shabazz (G)	24.67%
District 14 - b) Richard Secula (L)	18.09%
District 15 - a) John Dingell (D) (i)	34.55%
District 15 - e) James Wagner (U.S. Taxpayers Party)	24.15%
District 15 - b) John Lynch (R)	17.97%
District 15 - c) Aimee Smith (G)	17.41%
District 15 - d) Gregory Stempfle (L)	5.89%

Question: If you are a student, what grade are you in?



Question: In your opinion, how important is it for the government to focus on the following issues in the next four years?		
Item	Response	%
The cost and quality of health care	Absolutely Critical	43.94
	Very Important	42.96
	Somewhat Important	9.72
	Not Sure	2.32
	Not Important	1.03
The economy	Absolutely Critical	63.48
	Very Important	27.5
	Somewhat Important	5.86
	Not Sure	2.33
	Not Important	0.81
The educational system	Absolutely Critical	43.67
	Very Important	36.85
	Somewhat Important	13.98
	Not Important	3.22
	Not Sure	2.25
Global climate change and the environment	Absolutely Critical	44.29
	Very Important	29.52
	Somewhat Important	18.1
	Not Important	5.09
	Not Sure	2.97
The high cost of energy	Absolutely Critical	42.11
	Very Important	35.8
	Somewhat Important	15.97
	Not Sure	3.18
	Not Important	2.91
National security	Absolutely Critical	42.11
	Very Important	34.24
	Somewhat Important	17.22
	Not Sure	3.48
	Not Important	2.92
The war in Afghanistan	Absolutely Critical	39.63
	Very Important	28.26
	Somewhat Important	17.08








	Not Important	8.95
	Not Sure	6.06
The war in Iraq	Absolutely Critical	50.31
	Very Important	25.35
	Somewhat Important	12.08
	Not Important	8.28
	Not Sure	3.95

Question: The government is limited to how much money it can raise through taxes. In your opinion, which one of these issues would government spending help the most?

	Percentage of vote
The economy	38.25%
The cost and quality of health care	19.25%
The educational system	14.34%
Global climate change and the environment	9.56%
The war in Iraq	9.21%
The high cost of energy	5.22%
National security	2.84%

Question: If miracles could happen, which one of the following Presidents would you want to lead the nation?

	Percentage of vote
c) Abraham Lincoln 	32.38%
h) John F. Kennedy 	20.53%

a) George Washington 	17.6%
j) Bill Clinton 	11.44%
d) Teddy Roosevelt 	5.82%
i) Ronald Reagan 	5.47%
b) Thomas Jefferson 	2.9%
e) Franklin Roosevelt 	2.77%
f) Harry S. Truman 	0.41%

