







**National Student/Parent Mock Election  
Maryland State/Jurisdiction Ballot Results**

<b>Question: Make your choice for President of the United States. (Vote for one)</b>	
	<u>Percentage of vote</u>
a) Barack Obama (D) 	64.44%
b) John McCain (R) 	32.14%
f) Ralph Nader (ind.) 	1.09%
e) Cynthia McKinney (G) 	0.55%
c) Chuck Baldwin (Constitution Party)	0.39%



d) Bob Barr (L)



0.37%

**Question: Make your choice for House of Representatives. (Vote according to your district)**

	Percentage of vote
<b>District 1 - a) Frank Kratovil (D)</b>	47.55%
<b>District 1 - b) Andrew Harris (R)</b>	41.38%
<b>District 1 - c) Richard Davis (L)</b>	6.76%
<b>District 1 - d) John Richardson (unaffiliated)</b>	4.29%
<b>District 2</b>	
<b>District 2 - a) Dutch Ruppertsberger (D) (i)</b>	45.5%
<b>District 2 - b) Richard Matthews (R)</b>	36.96%
<b>District 2 - c) Lorenzo Gaztanaga (L)</b>	17.52%
<b>District 3</b>	
<b>District 3 - a) John Sarbanes (D) (i)</b>	46.12%
<b>District 3 - b) Pinkston Harris (R)</b>	36.72%
<b>District 3 - c) Sebastian Sassi (L)</b>	17.15%
<b>District 4</b>	
<b>District 4 - a) Donna Edwards (D) (i)</b>	59.19%
<b>District 4 - b) Peter James (R)</b>	21.02%
<b>District 4 - c) Robert Broadus (Write-in)</b>	11.68%
<b>District 4 - d) Thibeaux Lincecum (L)</b>	8.09%
<b>District 5</b>	
<b>District 5 - a) Steny Hoyer (D) (i)</b>	56.98%

<b>District 5 - b) Collins Bailey (R)</b>	30.68%
<b>District 5 - c) Darlene Nicholas (L)</b>	12.33%
<b>District 6 - b) Roscoe Bartlett (R) (i)</b>	49.22%
<b>District 6 - a) Jennifer Dougherty (D)</b>	40.77%
<b>District 6 - c) Gary Hoover (unaffiliated)</b>	9.99%
<b>District 7 - a) Elijah Cummings (D) (i)</b>	82.11%
<b>District 7 - b) Michael Hargadon (R)</b>	11.11%
<b>District 7 - c) Ray Bly (Write-in)</b>	3.42%
<b>District 7 - d) Roland Owens-Bey (L)</b>	3.34%
<b>District 8 - a) Christopher Van Hollen (D) (i)</b>	35.99%
<b>District 8 - b) Steven Hudson (R)</b>	20.16%
<b>District 8 - g) Lih Young (Write-in)</b>	15.83%
<b>District 8 - c) Gordon Clark (G)</b>	8.38%
<b>District 8 - e) Ian Thomas (L)</b>	7.3%
<b>District 8 - f) Deborah Vollmer (Write-in)</b>	6.35%
<b>District 8 - d) Meyer Marks (unaffiliated)</b>	5.95%

<b>Question: If you are a student, what grade are you in?</b>	
	<u>Percentage of vote</u>
8th	17.9%
6th	17.7%
5th	7.28%
10th	5.77%
9th	5.5%
4th	5.19%
11th	4.75%
3rd	4.71%
12th	3.51%
1st	3.47%
2nd	3.1%
No response	2.66%



<b>Question: In your opinion, how important is it for the government to focus on the following issues in the next four years?</b>		
<b>Item</b>	<b>Response</b>	<b>%</b>
The cost and quality of health care	Very Important	49.5
	Absolutely Critical	34.42
	Somewhat Important	11.57
	Not Sure	3.18
	Not Important	1.31
The economy	Absolutely Critical	52.95
	Very Important	35.53
	Somewhat Important	7.08
	Not Sure	3.35
	Not Important	1.06
The educational system	Very Important	41.4
	Absolutely Critical	35.92
	Somewhat Important	15.94
	Not Important	4.07
	Not Sure	2.65
Global climate change and the environment	Absolutely Critical	41.07
	Very Important	32.83
	Somewhat Important	18.02
	Not Important	4.25
	Not Sure	3.8
The high cost of energy	Very Important	40.01
	Absolutely Critical	39.2
	Somewhat Important	14.8
	Not Sure	3.66
	Not Important	2.31
National security	Absolutely Critical	39.41
	Very Important	38.91
	Somewhat Important	15.01
	Not Sure	4.16
	Not Important	2.47
The war in Afghanistan	Absolutely Critical	34.79
	Very Important	32.32








	Somewhat Important	18.11
	Not Important	7.82
	Not Sure	6.94
The war in Iraq	Absolutely Critical	45.19
	Very Important	30.42
	Somewhat Important	12.61
	Not Important	6.93
	Not Sure	4.82

**Question: The government is limited to how much money it can raise through taxes. In your opinion, which one of these issues would government spending help the most?**

	Percentage of vote
The economy	31.42%
The cost and quality of health care	18.47%
Global climate change and the environment	11.94%
The war in Iraq	11.15%
The educational system	11.03%
The high cost of energy	9.08%
National security	4.86%

**Question: If miracles could happen, which one of the following Presidents would you want to lead the nation?**

	Percentage of vote
c) Abraham Lincoln 	29.45%
a) George Washington 	22.25%

j) Bill Clinton 	12.87%
h) John F. Kennedy 	12.2%
i) Ronald Reagan 	7.6%
d) Teddy Roosevelt 	5.57%
e) Franklin Roosevelt 	4.99%
b) Thomas Jefferson 	3.55%
f) Harry S. Truman 	0.53%

