







**National Student/Parent Mock Election  
Indiana State/Jurisdiction Ballot Results**

<b>Question: Make your choice for President of the United States. (Vote for one)</b>	
	<u>Percentage of vote</u>
a) Barack Obama (D) 	61.0%
b) John McCain (R) 	31.65%
f) Ralph Nader (ind.) 	2.44%
d) Bob Barr (L) 	0.96%
e) Cynthia McKinney (G)	0.79%



c) Chuck Baldwin (Constitution Party)



0.65%

**Question: Make your choice for House of Representatives. (Vote according to your district)**

	Percentage of vote
<b>District 1 - a) Peter Visclosky (D) (i)</b>	63.49%
<b>District 1 - b) Mark Leyva (R)</b>	24.76%
<b>District 1 - c) Jeff Duensing (L)</b>	11.73%
<b>District 2</b>	
<b>District 2 - a) Joe Donnelly (D) (i)</b>	68.19%
<b>District 2 - b) Luke Puckett (R)</b>	26.25%
<b>District 2 - c) Mark Vogel (L)</b>	5.55%
<b>District 3</b>	
<b>District 3 - a) Michael Montagano (D)</b>	55.43%
<b>District 3 - b) Mark Souder (R) (i)</b>	31.75%
<b>District 3 - c) William Larson (L)</b>	12.8%
<b>District 4</b>	
<b>District 4 - a) Nels Ackerson (D)</b>	56.59%
<b>District 4 - b) Steve Buyer (R) (i)</b>	43.4%
<b>District 5</b>	
<b>District 5 - b) Dan Burton (R) (i)</b>	59.0%
<b>District 5 - a) Mary Ruley (D)</b>	40.99%
<b>District 6</b>	
<b>District 6 - b) Mike Pence (R) (i)</b>	69.0%

<b>District 6 - a) Barry Welsh (D)</b>	22.77%
<b>District 6 - c) George Holland (L)</b>	8.21%
<b>District 7 - a) Andre Carson (D) (i)</b>	100.0%
<b>District 8 - a) Brad Ellsworth (D) (i)</b>	70.18%
<b>District 8 - b) Greg Goode (R)</b>	29.81%
<b>District 9 - a) Baron Hill (D) (i)</b>	48.06%
<b>District 9 - b) Mike Sodrel (R)</b>	38.7%
<b>District 9 - c) Eric Schansberg (L)</b>	13.22%

<b>Question: Make your choice for State Governor (Vote for one)</b>	
	<u>Percentage of vote</u>
b) Mitchell Daniels (R) (i)	59.07%
a) Jill Long Thompson (D)	27.61%
c) Andrew Horning (L)	7.48%
d) Timothy Frye (ind.)	5.82%

<b>Question: If you are a student, what grade are you in?</b>	
	<u>Percentage of vote</u>
6th	14.77%
8th	13.81%
12th	9.07%
5th	8.9%
11th	8.82%
9th	8.04%
10th	7.46%
4th	6.81%
3rd	3.99%
No response	2.86%
2nd	1.07%

1st	0.61%
-----	-------



<b>Question: In your opinion, how important is it for the government to focus on the following issues in the next four years?</b>		
<b>Item</b>	<b>Response</b>	<b>%</b>
The cost and quality of health care	Very Important	47.8
	Absolutely Critical	34.5
	Somewhat Important	13.31
	Not Sure	2.97
	Not Important	1.4
The economy	Absolutely Critical	54.52
	Very Important	32.0
	Somewhat Important	8.47
	Not Sure	3.83
	Not Important	1.16
The educational system	Very Important	41.2
	Absolutely Critical	35.11
	Somewhat Important	16.74
	Not Important	4.12
	Not Sure	2.81
Global climate change and the environment	Absolutely Critical	36.79
	Very Important	32.48
	Somewhat Important	20.63
	Not Important	6.38
	Not Sure	3.69
The high cost of energy	Very Important	40.6
	Absolutely Critical	37.23
	Somewhat Important	16.4
	Not Sure	3.21
	Not Important	2.54
National security	Very Important	38.27
	Absolutely Critical	37.84
	Somewhat Important	16.95
	Not Sure	4.06
	Not Important	2.85
The war in Afghanistan	Absolutely Critical	35.05








	Very Important	31.61
	Somewhat Important	18.67
	Not Important	8.7
	Not Sure	5.94
The war in Iraq	Absolutely Critical	43.77
	Very Important	28.95
	Somewhat Important	13.87
	Not Important	8.84
	Not Sure	4.55

**Question: The government is limited to how much money it can raise through taxes. In your opinion, which one of these issues would government spending help the most?**

	Percentage of vote
The economy	31.56%
The cost and quality of health care	20.98%
The war in Iraq	11.11%
Global climate change and the environment	11.0%
The educational system	10.53%
The high cost of energy	8.77%
National security	4.28%

**Question: If miracles could happen, which one of the following Presidents would you want to lead the nation?**

	Percentage of vote
c) Abraham Lincoln 	35.18%
a) George Washington 	15.94%

h) John F. Kennedy 	14.1%
j) Bill Clinton 	10.38%
i) Ronald Reagan 	8.83%
d) Teddy Roosevelt 	5.99%
e) Franklin Roosevelt 	4.53%
b) Thomas Jefferson 	3.18%
f) Harry S. Truman 	0.79%

