







**National Student/Parent Mock Election
Illinois State/Jurisdiction Ballot Results**

Question: Make your choice for President of the United States. (Vote for one)	
	<u>Percentage of vote</u>
a) Barack Obama (D) 	74.46%
b) John McCain (R) 	23.02%
f) Ralph Nader (ind.) 	1.31%
e) Cynthia McKinney (G) 	0.53%
d) Bob Barr (L)	0.38%



c) Chuck Baldwin (Constitution Party)



0.06%

Question: Make your choice for Senator. (Vote for one)

	Percentage of vote
a) Richard Durbin (D) (i)	66.22%
b) Steve Sauerberg (R)	17.38%
c) Kathy Cummings (G)	10.3%
e) Larry Stafford (L)	3.32%
d) Chad Koppie (Constitution Party)	2.74%

Question: Make your choice for House of Representatives. (Vote according to your district)

	Percentage of vote
District 1 - a) Bobby Rush (D) (i)	81.17%
District 1 - b) Antoine Members (R)	18.82%
District 2 - a) Jesse Jackson (D) (i)	85.56%
District 2 - b) Anthony Williams (R)	14.43%
District 3 - a) Dan Lipinski (D) (i)	55.01%
District 3 - b) Michael Hawkins (R)	36.95%
District 3 - c) Jerome Pohlen (G)	8.02%

District 4 - c) Omar Lopez (G)	42.58%
District 4 - a) Luis Gutierrez (D) (i)	42.28%
District 4 - b) Daniel Cunningham (R)	15.13%
District 5 - b) Tom Hanson (R)	39.44%
District 5 - a) Rahm Emanuel (D) (i)	37.61%
District 5 - c) Alan Auguston (G)	22.93%
District 6 - b) Peter Roskam (R) (i)	52.45%
District 6 - a) Jill Morgenthaler (D)	47.54%
District 7 - a) Danny Davis (D) (i)	66.09%
District 7 - b) Steve Miller (R)	33.9%
District 8 - a) Melissa Bean (D) (i)	62.93%
District 8 - b) Steve Greenberg (R)	37.06%
District 9 - a) Janice Schakowsky (D) (i)	51.91%
District 9 - b) Michael Younan (R)	28.93%
District 9 - c) Morris Shanfield (G)	19.14%
District 10 - a) Daniel Seals (D)	56.59%
District 10 - b) Mark Kirk (R) (i)	43.4%
District 11 - a) Debbie Halvorson (D)	45.13%
District 11 - b) Martin Ozinga (R)	35.23%
District 11 - c) Jason Wallace (G)	19.63%
District 12 - a) Jerry Costello (D) (i)	44.99%
District 12 - b) Timmy Richardson (R)	36.32%
District 12 - c) Rodger Jennings (G)	18.68%
District 13 - a) Scott Harper (D)	49.27%
District 13 - b) Judy Biggert (R) (i)	42.61%
District 13 - c) Steve Alesch (G)	8.11%

District 14 - a) Bill Foster (D) (i)	56.55%
District 14 - b) James Oberweis (R)	43.44%
District 15 - a) Steve Cox (D)	59.92%
District 15 - b) Timothy Johnson (R) (i)	40.07%
District 16 - b) Donald Manzullo (R) (i)	52.13%
District 16 - a) Robert Abboud (D)	34.76%
District 16 - c) Scott Summers (G)	13.09%
District 17 - a) Phil Hare (D) (i)	100.0%
District 18 - b) Aaron Schock (R)	68.85%
District 18 - a) Colleen Callahan (D)	21.22%
District 18 - d) Sheldon Schafer (G)	9.92%
District 19 - b) John Shimkus (R) (i)	60.73%
District 19 - a) Daniel Davis (D)	39.26%

Question: If you are a student, what grade are you in?	
	<u>Percentage of vote</u>
8th	21.63%
6th	17.34%
5th	10.17%
4th	6.79%
3rd	4.93%
12th	4.36%
11th	3.92%
10th	3.21%
9th	3.2%
No response	2.76%
2nd	2.7%
1st	1.95%



Question: In your opinion, how important is it for the government to focus on the following issues in the next four years?		
Item	Response	%
The cost and quality of health care	Very Important	50.07
	Absolutely Critical	34.98
	Somewhat Important	11.13
	Not Sure	2.6
	Not Important	1.2
The economy	Absolutely Critical	56.22
	Very Important	31.99
	Somewhat Important	7.51
	Not Sure	3.34
	Not Important	0.91
The educational system	Very Important	43.18
	Absolutely Critical	35.99
	Somewhat Important	14.89
	Not Important	3.25
	Not Sure	2.66
Global climate change and the environment	Absolutely Critical	39.39
	Very Important	34.16
	Somewhat Important	18.71
	Not Important	4.44
	Not Sure	3.27
The high cost of energy	Very Important	41.24
	Absolutely Critical	36.57
	Somewhat Important	15.99
	Not Sure	3.57
	Not Important	2.6
National security	Very Important	39.18
	Absolutely Critical	35.93
	Somewhat Important	18.39
	Not Sure	3.93
	Not Important	2.54
The war in Afghanistan	Absolutely Critical	33.62
	Very Important	31.52








	Somewhat Important	18.73
	Not Important	8.22
	Not Sure	7.88
The war in Iraq	Absolutely Critical	44.35
	Very Important	29.93
	Somewhat Important	12.74
	Not Important	8.11
	Not Sure	4.84

Question: The government is limited to how much money it can raise through taxes. In your opinion, which one of these issues would government spending help the most?

	Percentage of vote
The economy	32.76%
The cost and quality of health care	22.59%
Global climate change and the environment	11.71%
The war in Iraq	10.7%
The educational system	10.27%
The high cost of energy	6.93%
National security	3.33%

Question: If miracles could happen, which one of the following Presidents would you want to lead the nation?

	Percentage of vote
c) Abraham Lincoln 	43.94%
a) George Washington 	15.51%

h) John F. Kennedy 	12.42%
j) Bill Clinton 	9.12%
i) Ronald Reagan 	5.69%
d) Teddy Roosevelt 	4.97%
e) Franklin Roosevelt 	3.96%
b) Thomas Jefferson 	3.33%
f) Harry S. Truman 	0.41%

Question: This proposal calls for a state constitutional convention to review and revise the Illinois Constitution. The present constitution requires that the question of calling such a convention be placed before voters every 20 years. In 1988, the electors rejected the call for a constitutional convention 75% to 25%. If you believe the Illinois Constitution needs to be revised through the convention process, vote YES . If you believe that a constitutional convention is not necessary, or that changes can be accomplished by other means, vote No.

	<u>Percentage of vote</u>
Yes	54.0%
No	45.99%