







**National Student/Parent Mock Election  
Georgia State/Jurisdiction Ballot Results**

<b>Question: Make your choice for President of the United States. (Vote for one)</b>	
	<u>Percentage of vote</u>
a) Barack Obama (D) 	65.37%
b) John McCain (R) 	31.42%
d) Bob Barr (L) 	0.66%
e) Cynthia McKinney (G) 	0.65%
c) Chuck Baldwin (Constitution Party)	0.53%



f) Ralph Nader (ind.)



0.47%

**Question: Make your choice for Senator. (Vote for one)**

	Percentage of vote
a) Jim Martin (D)	50.82%
b) Saxby Chambliss (R) (i)	38.88%
c) Allen Buckley (L)	10.28%

**Question: Make your choice for House of Representatives. (Vote according to your district)**

	Percentage of vote
<b>District 1 - a) Bill Gillespie (D)</b>	58.85%
<b>District 1 - b) Jack Kingston (R) (i)</b>	41.14%
<b>District 2 - a) Sanford Bishop Jr. (D) (i)</b>	64.08%
<b>District 2 - b) Lee Ferrell (R)</b>	35.91%
<b>District 3 - a) Stephen Camp (D)</b>	59.99%
<b>District 3 - b) Lynn Westmoreland (R) (i)</b>	40.0%
<b>District 4 - a) Hank Johnson (D) (i)</b>	100.0%
<b>District 5 - a) John Lewis (D) (i)</b>	100.0%

<b>District 6 - b) Tom Price (R) (i)</b>	50.63%
<b>District 6 - a) Bill Jones (D)</b>	49.36%
<b>District 7 - a) Doug Heckman (D)</b>	52.45%
<b>District 7 - b) John Linder (R) (i)</b>	47.54%
<b>District 8 - a) Jim Marshall (D) (i)</b>	70.63%
<b>District 8 - b) Rick Goddard (R)</b>	29.36%
<b>District 9 - a) Jeff Scott (D)</b>	61.26%
<b>District 9 - b) Nathan Deal (R) (i)</b>	38.73%
<b>District 10 - a) Bobby Saxon (D)</b>	58.74%
<b>District 10 - b) Paul Broun (R) (i)</b>	41.25%
<b>District 11 - b) Phil Gingrey (R) (i)</b>	55.18%
<b>District 11 - a) Hugh Gammon (D)</b>	44.81%
<b>District 12 - a) John Barrow (D) (i)</b>	56.91%
<b>District 12 - b) John Stone (R)</b>	43.08%
<b>District 13 - a) David Scott (D) (i)</b>	57.43%
<b>District 13 - b) Deborah Honeycutt (R)</b>	42.56%

<b>Question: If you are a student, what grade are you in?</b>	
	<u>Percentage of vote</u>
8th	12.78%
6th	12.69%
4th	9.49%
5th	9.34%
3rd	8.26%
2nd	6.51%
1st	5.89%

10th	4.87%
11th	4.61%
9th	4.45%
12th	4.13%
No response	3.69%


<b>Question: In your opinion, how important is it for the government to focus on the following issues in the next four years?</b>		
<b>Item</b>	<b>Response</b>	<b>%</b>
The cost and quality of health care	Very Important	45.26
	Absolutely Critical	43.85
	Somewhat Important	7.12
	Not Sure	2.71
	Not Important	1.04
The economy	Absolutely Critical	55.71
	Very Important	33.89
	Somewhat Important	5.83
	Not Sure	3.65
The educational system	Not Important	0.9
	Absolutely Critical	45.43
	Very Important	39.41
	Somewhat Important	10.18
Global climate change and the environment	Not Sure	2.56
	Not Important	2.39
	Absolutely Critical	39.8
	Very Important	35.14
	Somewhat Important	16.88
The high cost of energy	Not Important	4.11
	Not Sure	4.04
	Absolutely Critical	40.04
	Very Important	38.83
	Somewhat Important	14.28
National security	Not Sure	4.0
	Not Important	2.83
	Absolutely Critical	42.64
	Very Important	37.4








	Somewhat Important	13.52
	Not Sure	3.51
	Not Important	2.91
The war in Afghanistan	Absolutely Critical	36.07
	Very Important	30.64
	Somewhat Important	16.76
	Not Important	8.82
	Not Sure	7.68
The war in Iraq	Absolutely Critical	44.66
	Very Important	29.69
	Somewhat Important	11.58
	Not Important	8.28
	Not Sure	5.77

**Question: The government is limited to how much money it can raise through taxes. In your opinion, which one of these issues would government spending help the most?**

	Percentage of vote
The economy	30.44%
The cost and quality of health care	25.31%
The educational system	13.82%
The war in Iraq	9.68%
Global climate change and the environment	8.36%
The high cost of energy	6.66%
National security	4.01%

**Question: If miracles could happen, which one of the following Presidents would you want to lead the nation?**

	Percentage of vote
c) Abraham Lincoln 	31.57%

a) George Washington 	22.56%
j) Bill Clinton 	16.55%
h) John F. Kennedy 	10.5%
i) Ronald Reagan 	5.45%
e) Franklin Roosevelt 	4.67%
d) Teddy Roosevelt 	4.11%
b) Thomas Jefferson 	3.46%

f) Harry S. Truman



0.53%