







**National Student/Parent Mock Election
Florida State/Jurisdiction Ballot Results**

Question: Make your choice for President of the United States. (Vote for one)	
	<u>Percentage of vote</u>
f) Barack Obama and Joe Biden (D) 	63.02%
c) John McCain and Sarah Palin (R) 	31.84%
e) Ralph Nader and Matt Gonzalez (ind.) 	0.95%
d) Cynthia McKinney and Rosa Clemente (G) 	0.8%
a) Chuck Baldwin and Darrell Castle (C)	0.49%



b) Bob Barr and Wayne A. Root (L)



0.41%

Question: Make your choice for House of Representatives. (Vote according to your district. Note-"(i)" stands for incumbent)

	Percentage of vote
District 1 - a) Jim Bryan (D)	56.12%
District 1 - b) Jeff Miller (R) (i)	43.87%
District 2 - a) Allen Boyd (D) (i)	61.58%
District 2 - b) Mark Mulligan (R)	25.53%
District 2 - c) Robert Ortiz (WRI)	12.88%
District 3 - a) Corrine Brown (D) (i)	100.0%
District 4 - a) Ander Crenshaw (R) (i)	50.03%
District 4 - b) Jay McGovern (D)	49.96%
District 5 - b) John Russell (D)	50.1%
District 5 - a) Virginia "Ginny" Brown-Waite (R) (i)	49.89%
District 6 - b) Clifford B. (Cliff) Stearns (R) (i)	60.21%
District 6 - a) Tim Cunha (D)	39.78%
District 7 - a) Faye Armitage (D)	53.36%

District 7 - b) John L. Mica (R) (i)	46.63%
District 8 - a) Alan Grayson (D)	62.12%
District 8 - b) Ric Keller (R) (i)	37.87%
District 9 - d) Bill Mitchell (D)	28.52%
District 9 - a) Gus Michael Bilirakis (R) (i)	26.78%
District 9 - c) John (Johnny K.) Kalimnios (No party affiliation)	25.56%
District 9 - b) Richard Emmons (Term Limits)	10.34%
District 9 - e) Andrew Pasayan (Write-in)	8.78%
District 10 - b) Bob Hackworth (D)	44.87%
District 10 - c) C.W. Bill Young (R) (i)	37.69%
District 10 - a) Don Callahan (Write-in)	17.42%
District 11 - b) Kathy Castor (D) (i)	52.64%
District 11 - a) Eddie Adams Jr. (R)	47.35%
District 12 - a) Adam H. Putnam (R) (i)	57.0%
District 12 - b) Doug Tudor (D)	42.99%
District 13 - b) Vern Buchanan (R) (i)	46.18%
District 13 - c) Christine Jennings (D)	37.6%
District 13 - a) Don Baldauf (No party affiliation)	8.51%
District 13 - d) Jan Schneider (No party affiliation)	7.69%
District 14 - b) Connie Mack (R) (i)	44.41%
District 14 - c) Robert M. Neeld (D)	24.25%
District 14 - a) Jeff George (No party affiliation)	18.51%
District 14 - d) Burt Saunders (No party affiliation)	12.81%
District 15 - c) Bill Posey (R)	44.8%
District 15 - a) Stephen Blythe (D)	34.11%
District 15 - d) Frank Zilaitis (No party affiliation)	12.06%
District 15 - b) Trevor Lowing (No party affiliation)	9.02%

District 16 - a) Tim Mahoney (D) (i)	53.62%
District 16 - b) Tom Rooney (R)	46.37%
District 17 - a) Kendrick B. Meek (D) (i)	100.0%
District 18 - a) Ileana Ros-Lehtinen (R) (i)	60.25%
District 18 - b) Annette Taddeo (D)	39.74%
District 19 - b) Edward J. Lynch (R)	48.65%
District 19 - c) Robert Wexler (D) (i)	34.32%
District 19 - a) Ben Graber (No party affiliation)	17.01%
District 20 - c) Debbie Wasserman Schultz (D) (i)	54.45%
District 20 - a) Margaret Hostetter (No party affiliation)	25.08%
District 20 - b) Marc Luzietti (Write-in)	20.46%
District 21 - b) Raul Martinez (D)	62.69%
District 21 - a) Lincoln Diaz-Balart (R) (i)	37.3%
District 22 - c) Allen West (R)	53.18%
District 22 - b) Ron Klein (D) (i)	32.06%
District 22 - a) Piotr Blass (Write-in)	14.75%
District 23 - a) April Cook (Write-in)	36.84%
District 23 - c) Marion Thorpe Jr. (R)	35.33%
District 23 - b) Alcee L. Hastings (D) (i)	27.81%
District 24 - c) Suzanne M. Kosmas (D)	44.18%
District 24 - b) Tom Feeney (R) (i)	42.96%
District 24 - a) Gaurav Bhola (No party affiliation)	12.84%
District 25 - b) Joe Garcia (D)	65.14%
District 25 - a) Mario Diaz-Balart (R) (i)	34.85%

Question: If you are a student, what grade are you in?



Question: In your opinion, how important is it for the government to focus on the following issues in the next four years?		
Item	Response	%
The cost and quality of health care	Very Important	47.12
	Absolutely Critical	39.61
	Somewhat Important	9.1
	Not Sure	2.82
	Not Important	1.31
The economy	Absolutely Critical	59.56
	Very Important	29.84
	Somewhat Important	5.59
	Not Sure	3.75
	Not Important	1.23
The educational system	Very Important	40.62
	Absolutely Critical	38.92
	Somewhat Important	13.44
	Not Important	4.18
	Not Sure	2.82
Global climate change and the environment	Absolutely Critical	42.99
	Very Important	32.54
	Somewhat Important	16.31
	Not Important	4.46
	Not Sure	3.67
The high cost of energy	Absolutely Critical	39.4
	Very Important	39.0
	Somewhat Important	14.63
	Not Sure	4.07
	Not Important	2.88
National security	Absolutely Critical	40.27
	Very Important	37.57
	Somewhat Important	15.39
	Not Sure	3.94
	Not Important	2.8
The war in Afghanistan	Absolutely Critical	35.18
	Very Important	29.48
	Somewhat Important	17.27








	Not Important	10.28
	Not Sure	7.76
The war in Iraq	Absolutely Critical	43.58
	Very Important	27.17
	Somewhat Important	13.21
	Not Important	10.01
	Not Sure	6.01

Question: The government is limited to how much money it can raise through taxes. In your opinion, which one of these issues would government spending help the most?

	Percentage of vote
The economy	38.34%
The cost and quality of health care	19.38%
Global climate change and the environment	10.73%
The war in Iraq	10.61%
The educational system	10.16%
The high cost of energy	5.75%
National security	3.49%

Question: If miracles could happen, which one of the following Presidents would you want to lead the nation?

	Percentage of vote
c) Abraham Lincoln 	30.88%
a) George Washington 	21.19%
j) Bill Clinton	14.6%

	
<p>h) John F. Kennedy</p> 	<p>13.4%</p>
<p>i) Ronald Reagan</p> 	<p>6.84%</p>
<p>d) Teddy Roosevelt</p> 	<p>5.44%</p>
<p>e) Franklin Roosevelt</p> 	<p>3.49%</p>
<p>b) Thomas Jefferson</p> 	<p>2.91%</p>
<p>f) Harry S. Truman</p> 	<p>0.56%</p>