







**National Student/Parent Mock Election
California State/Jurisdiction Ballot Results**

Question: Make your choice for President of the United States. (Vote for one)	
	<u>Percentage of vote</u>
a) Barack Obama (D) 	73.09%
b) John McCain (R) 	22.11%
f) Ralph Nader (Peace and Freedom Party) 	2.17%
e) Cynthia McKinney (G) 	1.47%
d) Bob Barr (L)	0.93%



Question: Make your choice for House of Representatives. (Vote according to your district)

	Percentage of vote
District 1 - a) Mike Thompson (D) (i)	76.76%
District 1 - b) Zane Starkewolf (R)	14.64%
District 1 - c) Carol Wolman (G)	8.58%
District 2 - a) Jeff Morris (D)	58.69%
District 2 - b) Wally Herger (R) (i)	41.3%
District 3 - c) Dina Padilla (Peace and Freedom)	33.75%
District 3 - b) Daniel Lungren (R) (i)	28.69%
District 3 - a) William Durston (D)	28.69%
District 3 - d) Douglas Arthur Tuma (L)	8.86%
District 4 - a) Charlie Brown (D)	63.38%
District 4 - b) Tom McClintock (R)	36.61%
District 5 - c) Linda Roberts (Peace and Freedom)	43.91%
District 5 - a) Doris Matsui (D) (i)	32.34%
District 5 - b) Paul Smith (R)	23.73%
District 6 - a) Lynn Woolsey (D) (i)	58.94%
District 6 - b) Michael Halliwell (R)	28.04%
District 6 - c) Joel Smolen (L)	13.0%
District 7 - a) George Miller (D) (i)	46.25%
District 7 - c) William Callison (Peace and Freedom)	35.24%

District 7 - b) Roger Petersen (R)	13.87%
District 7 - d) Camden McConnell (L)	4.62%
District 8 - a) Nancy Pelosi (D) (i)	61.18%
District 8 - d) Cindy Sheehan (ind.)	15.38%
District 8 - b) Dana Walsh (R)	12.58%
District 8 - c) Philip Berg (L)	10.83%
District 9 - a) Barbara Lee (D) (i)	81.46%
District 9 - b) Charles Hargrave (R)	11.07%
District 9 - c) James Eyer (L)	7.45%
District 10 - a) Ellen Tauscher (D) (i)	46.52%
District 10 - c) Eugene Ruyle (Peace and Freedom)	31.5%
District 10 - b) Nicholas Gerber (R)	21.97%
District 11 - a) Gerald McNerney (D) (i)	72.84%
District 11 - b) Dean Andal (R)	27.15%
District 12 - d) Nathalie Hrizi (Peace and Freedom)	37.25%
District 12 - a) Jack Speier (D) (i)	30.06%
District 12 - b) Greg Conlon (R)	16.33%
District 12 - e) Kevin Peterson (L)	8.49%
District 12 - c) Barry Hermanson (G)	7.84%
District 13 - a) Pete Stark (D) (i)	71.67%
District 13 - b) Raymond Chui (R)	28.32%
District 14 - a) Anna Eshoo (D) (i)	52.69%
District 14 - b) Ronny Santana (R)	22.54%
District 14 - d) Brian Holtz (L)	14.58%
District 14 - c) Carol Brouillet (G)	10.17%
District 15 - a) Michael Honda (D) (i)	51.76%
District 15 - b) Joyce Cordi (R)	29.41%
District 15 - c) Peter Myers (G)	18.82%

District 16 - a) Zoe Lofgren (D) (i)	66.47%
District 16 - b) Charel Winston (R)	20.8%
District 16 - c) Steven Wells (L)	12.71%
District 17 - a) Sam Farr (D) (i)	63.63%
District 17 - b) Jeff Taylor (R)	36.36%
District 18 - a) Dennis Cardoza (D) (i)	100.0%
District 19 - a) George Radanovich (R) (i)	100.0%
District 20 - b) Jim Lopez (R)	72.29%
District 20 - a) Jim Costa (D) (i)	27.7%
District 21 - a) Larry Johnson (D)	72.72%
District 21 - b) Devin Nunes (R) (i)	27.27%
District 22 - a) Kevin McCarthy (R) (i)	100.0%
District 23 - a) Lois Capps (D) (i)	68.96%
District 23 - b) Matt Kokkonen (R)	31.03%
District 24 - b) Elton Gallegly (R) (i)	57.24%
District 24 - a) Marta Jorgensen (D)	42.75%
District 25 - b) Buck McKeon (R) (i)	58.22%
District 25 - a) Jacquese Conaway (D)	41.77%
District 26 - b) David Dreier (R) (i)	45.65%
District 26 - a) Russ Warner (R)	30.97%
District 26 - c) Ted Brown (L)	23.36%
District 27 - a) Brad Sherman (D) (i)	45.83%
District 27 - b) Navraj Singh (R)	27.08%
District 27 - c) Tim Denton (L)	27.08%

District 28 - a) Howard Berman (D) (i)	100.0%
District 29 - a) Adam Schiff (D) (i)	72.02%
District 29 - b) Charles Hahn (R)	18.0%
District 29 - c) Alan Pyeatt (L)	9.97%
District 30 - a) Henry Waxman (i) (D)	100.0%
District 31 - a) Xavier Becerra (D) (i)	100.0%
District 32 - a) Hilda Solis (D) (i)	100.0%
District 33 - a) Diane Watson (D) (i)	65.67%
District 33 - b) David Crowley (R)	34.32%
District 34 - a) Lucille Roybal-Allard (D) (i)	51.89%
District 34 - b) Christopher Balding (R)	48.1%
District 35 - a) Maxine Waters (D) (i)	60.0%
District 35 - b) Ted Hayes (R)	33.33%
District 35 - c) Herb Peters (L)	6.66%
District 36 - a) Jane Harman (D) (i)	50.0%
District 36 - b) Brian Gibson (R)	50.0%
District 37 - a) Laura Richardson (D) (i)	100.0%
District 38 - a) Grace Napolitano (D) (i)	61.45%
District 38 - b) Christopher Agrella (L)	38.54%
District 39 - a) Linda Sanchez (D) (i)	60.37%
District 39 - b) Diane Lenning (R)	39.62%
District 40 - a) Christina Avalos (D)	65.4%
District 40 - b) Ed Royce (R) (i)	34.59%

District 41 - b) Jerry Lewis (R) (i)	59.17%
District 41 - a) Tim Prince (D)	40.82%
District 42 - a) Ed Chau (D)	50.0%
District 42 - b) Gary Miller (R) (i)	36.66%
District 42 - c) Mark Hull-Richter (Write-in)	13.33%
District 43 - a) Joe Baca (D) (i)	65.86%
District 43 - b) John Roberts (R)	34.13%
District 44 - a) Bill Hedrick (D)	62.0%
District 44 - b) Ken Calvert (R) (i)	38.0%
District 45 - a) Julie Borstein (D)	56.77%
District 45 - b) Mary Bono Mack (R) (i)	43.22%
District 46 - a) Debbie Cook (D)	47.0%
District 46 - b) Dana Rohrabacher (R) (i)	35.45%
District 46 - d) Tom Lash (G)	13.04%
District 46 - c) Ernst Gasteiger (L)	4.48%
District 47 - a) Loretta Sanchez (D) (i)	46.82%
District 47 - c) Robert Lauten (American Independent Party)	32.94%
District 47 - b) Rosemarie Avila (R)	20.23%
District 48 - b) John Campbell (R) (i)	51.39%
District 48 - a) Steve Young (D)	40.78%
District 48 - c) Don Patterson (L)	7.82%
District 49 - a) Robert Hamilton (D)	49.36%
District 49 - b) Darrell Issa (R) (i)	35.36%
District 49 - c) Lars Grossmith (L)	15.26%
District 50 - a) Nick Leibham (D)	46.76%
District 50 - b) Brian Bilbray (R) (i)	32.04%

District 50 - c) Wayne Dunlap (L)	21.19%
District 51 - a) Bob Filner (D) (i)	46.4%
District 51 - c) Frodo Litwin (L)	30.4%
District 51 - b) David Joy (R)	23.2%
District 52 - b) Duncan Hunter (R)	41.58%
District 52 - a) Mike Lumpkin (D)	40.59%
District 52 - c) Michael Benoit (L)	17.82%
District 53 - a) Susan Davis (D) (i)	47.61%
District 53 - c) Edward Teyssier (L)	29.0%
District 53 - b) Michael Crimmins (R)	23.37%

Question: If you are a student, what grade are you in?	
	<u>Percentage of vote</u>
8th	18.7%
5th	11.64%
6th	10.95%
4th	8.38%
12th	6.72%
11th	5.44%
3rd	5.43%
10th	5.21%
9th	5.2%
2nd	4.2%
No response	2.99%
1st	2.66%

Question: In your opinion, how important is it for the government to focus on the following issues in the next four years?		
Item	Response	%
The cost and quality of health care	Very Important	47.94
	Absolutely Critical	37.65




	Somewhat Important	9.98
	Not Sure	2.91
	Not Important	1.51
The economy	Absolutely Critical	56.67
	Very Important	31.26
	Somewhat Important	7.04
	Not Sure	3.93
	Not Important	1.07
The educational system	Very Important	41.19
	Absolutely Critical	40.7
	Somewhat Important	12.3
	Not Important	3.19
	Not Sure	2.61
Global climate change and the environment	Absolutely Critical	46.13
	Very Important	31.27
	Somewhat Important	14.89
	Not Important	4.66
	Not Sure	3.02
The high cost of energy	Very Important	40.2
	Absolutely Critical	36.08
	Somewhat Important	17.18
	Not Sure	3.59
	Not Important	2.93
National security	Very Important	38.39
	Absolutely Critical	34.77
	Somewhat Important	18.99
	Not Sure	4.12
	Not Important	3.7
The war in Afghanistan	Absolutely Critical	32.57
	Very Important	30.16
	Somewhat Important	18.64
	Not Important	11.05
	Not Sure	7.55
The war in Iraq	Absolutely Critical	40.93
	Very Important	28.03
	Somewhat Important	13.96







Not Important	11.22
Not Sure	5.83

Question: The government is limited to how much money it can raise through taxes. In your opinion, which one of these issues would government spending help the most?

	<u>Percentage of vote</u>
The economy	32.02%
The cost and quality of health care	19.51%
Global climate change and the environment	15.48%
The educational system	12.81%
The war in Iraq	9.0%
The high cost of energy	5.7%
National security	3.86%

Question: If miracles could happen, which one of the following Presidents would you want to lead the nation?

	<u>Percentage of vote</u>
c) Abraham Lincoln 	31.71%
a) George Washington 	23.48%
h) John F. Kennedy 	11.63%
j) Bill Clinton	10.45%

	
i) Ronald Reagan 	8.38%
d) Teddy Roosevelt 	5.62%
b) Thomas Jefferson 	3.93%
e) Franklin Roosevelt 	3.64%
f) Harry S. Truman 	0.45%