







**National Student/Parent Mock Election  
Arizona State/Jurisdiction Ballot Results**

<b>Question: Make your choice for President of the United States. (Vote for one)</b>	
	<u>Percentage of vote</u>
a) Barack Obama (D) 	53.04%
b) John McCain (R) 	43.0%
f) Ralph Nader (ind.) 	1.04%
e) Cynthia McKinney (G) 	0.87%
d) Bob Barr (L)	0.57%



c) Chuck Baldwin (Constitution Party)



0.44%

**Question: Make your choice for House of Representatives. (Vote according to your district)**

	Percentage of vote
<b>District 1 - a) Ann Kirkpatrick (D)</b>	50.32%
<b>District 1 - b) Sydney Hay (R)</b>	36.17%
<b>District 1 - d) Brent Maupin (ind.)</b>	7.79%
<b>District 1 - c) Thane Eichenauer (Write-in)</b>	5.7%
<b>District 2</b>	
<b>District 2 - a) John Thrasher (D)</b>	39.86%
<b>District 2 - b) Trent Franks (R)</b>	35.49%
<b>District 2 - c) William Crum (G)</b>	15.09%
<b>District 2 - d) Powell Gammill (L)</b>	9.53%
<b>District 3</b>	
<b>District 3 - b) John Shadegg (R)</b>	56.18%
<b>District 3 - a) Bob Lord (D)</b>	33.41%
<b>District 3 - c) Michael Shoen (L)</b>	10.39%
<b>District 4</b>	
<b>District 4 - a) Ed Pastor (D)</b>	51.33%
<b>District 4 - d) Rebecca DeWitt (G)</b>	19.65%
<b>District 4 - b) Don Karg (R)</b>	18.32%
<b>District 4 - c) Joe Cobb (L)</b>	10.68%

<b>District 5 - a) Harry Mitchell (D)</b>	61.88%
<b>District 5 - b) David Schweikert (R)</b>	33.96%
<b>District 5 - c) Warren Severin (L)</b>	4.15%
<b>District 6 - b) Jeff Flake (R)</b>	53.77%
<b>District 6 - a) Rebecca Schneider (D)</b>	38.46%
<b>District 6 - c) Rick Biondi (L)</b>	7.75%
<b>District 7 - a) Raul Grijalva (D)</b>	52.5%
<b>District 7 - b) Joseph Sweeney (R)</b>	25.47%
<b>District 7 - c) Raymond Patrick Petrulsky (Write-in)</b>	22.02%
<b>District 8 - b) Tim Bee (R)</b>	46.53%
<b>District 8 - a) Gabrielle Giffords (D) (i)</b>	44.6%
<b>District 8 - c) Paul Davis (Write-in)</b>	8.86%

**Question: If you are a student, what grade are you in?**

	<u>Percentage of vote</u>
8th	19.99%
6th	16.13%
5th	8.89%
11th	8.21%
12th	7.65%
10th	6.96%
9th	4.61%
4th	4.3%
3rd	3.39%
2nd	2.17%
1st	2.16%
No response	1.55%

**Question: In your opinion, how important is it for the government to focus on the following issues in the next four years?**

Item	Response	%
------	----------	---




The cost and quality of health care	Very Important	50.2
	Absolutely Critical	32.36
	Somewhat Important	13.08
	Not Sure	3.08
	Not Important	1.25
The economy	Absolutely Critical	54.42
	Very Important	32.92
	Somewhat Important	7.61
	Not Sure	3.97
	Not Important	1.05
The educational system	Very Important	42.86
	Absolutely Critical	34.9
	Somewhat Important	16.05
	Not Important	3.39
	Not Sure	2.78
Global climate change and the environment	Absolutely Critical	40.03
	Very Important	31.93
	Somewhat Important	18.97
	Not Important	5.82
	Not Sure	3.23
The high cost of energy	Very Important	40.3
	Absolutely Critical	35.88
	Somewhat Important	17.73
	Not Sure	3.51
	Not Important	2.56
National security	Very Important	39.17
	Absolutely Critical	39.05
	Somewhat Important	15.81
	Not Sure	3.26
	Not Important	2.68
The war in Afghanistan	Absolutely Critical	34.54
	Very Important	32.54
	Somewhat Important	18.74
	Not Important	8.18
	Not Sure	5.98
The war in Iraq	Absolutely Critical	44.76







Very Important	29.89
Somewhat Important	13.22
Not Important	7.81
Not Sure	4.3

**Question: The government is limited to how much money it can raise through taxes. In your opinion, which one of these issues would government spending help the most?**

	Percentage of vote
The economy	31.64%
The cost and quality of health care	19.84%
Global climate change and the environment	11.93%
The war in Iraq	10.79%
The educational system	10.29%
National security	6.85%
The high cost of energy	6.43%

**Question: If miracles could happen, which one of the following Presidents would you want to lead the nation?**

	Percentage of vote
c) Abraham Lincoln 	33.76%
a) George Washington 	24.57%
h) John F. Kennedy 	10.43%

d) Teddy Roosevelt 	7.69%
j) Bill Clinton 	7.64%
i) Ronald Reagan 	6.95%
e) Franklin Roosevelt 	3.98%
b) Thomas Jefferson 	3.25%
f) Harry S. Truman 	0.6%